

SECOND NATIONAL INCIDENCE STUDY OF CHILD ABUSE AND NEGLECT, 1987 (NIS-2)

NDACAN Dataset Number 51 User's Guide Second Edition

National Data Archive on Child Abuse and Neglect

Family Life Development Center

Cornell University

Ithaca, New York 14853

Phone: 607-255-7799

Fax: 607-255-8562

E-mail: NDACAN@cornell.edu

WWW: <http://www.ndacan.cornell.edu>

SECOND NATIONAL INCIDENCE STUDY OF CHILD ABUSE AND NEGLECT, 1987 (NIS-2)

Data Collected by

Westat, Inc.
1650 Research Boulevard
Rockville, Maryland
20850-3129

Funded by

The National Center on Child Abuse and Neglect, Children's Bureau,
Administration for Children, Youth and Families, Office of Human
Development Services, U.S. Department of Health and Human Services,
under Contract 105-85-1702.

Distributed by

National Data Archive on Child Abuse and Neglect

User's Guide written by

National Data Archive on Child Abuse and Neglect
in Collaboration with Westat, Inc.

Distribution date: November, 1997

1st edition: December, 1990

2nd edition: November, 1997

PREFACE

The study, *Second National Incidence Study of Child abuse and Neglect, 1987 (NIS-2)* has been given to the National Data Archive on Child Abuse and Neglect for public distribution Westat, Inc. Funding for the project was provided by The National Center on Child Abuse and Neglect, Children's Bureau, Administration for Children, Youth and Families, Office of Human Development Services, U.S. Department of Health and Human Services, under Contract 105-85-1702.

ABSTRACT

The Second National Incidence Study of Child Abuse and Neglect (NIS-2) was a congressionally mandated effort of the National Center on Child Abuse and Neglect (NCCAN). The NIS-2 was conducted between 1986 and 1987, and published in 1988.

The purpose of the NIS-2 was to assess the current national incidence of child abuse and neglect, and to determine how the severity, frequency, and character of child maltreatment changed since the first national incidence study (NIS-1). As a follow-up to the first national incidence study, the second study followed essentially the same design. The only change to the study design was that the NIS-2 used two sets of definitional standards of abuse and neglect. One set corresponded identically to the definitions used in the NIS-1 and essentially reflected the numbers of children who experienced demonstrable harm as a result of maltreatment. The second set of definitional standards used in the NIS-2 was broader, or more inclusive.

The NIS-2 findings are based on a nationally representative sample of CPS and non-CPS professionals in 29 counties. The NIS-2 Public Use File contains 3276 observations and 268 variables. Information is provided on the type of abuse or neglect, severity of the maltreatment, perpetrator characteristics, and whether the case was reported to CPS. Both sample weights and replicate weights are included in the file.

ACKNOWLEDGMENT

We would like to sincerely thank Andrea Sedlak of Westat, Inc. for providing the data files and documentation for the Second and Third National Incidence Studies to the child welfare research community. As the Principal Investigator of the National Incidence Studies, Andrea has provided an invaluable service to the Archive and to the child welfare research community by not only conducting and documenting the National Incidence Studies, but also by participating in workshops and conferences aimed at educating researchers in the methods and analytic techniques of the National Incidence Studies.

We would like to extend heartfelt thanks to Keith Rust of Westat, Inc., who provided guidance in the creation of the first edition of this document. Our thanks go to Dana Schultz of Westat, Inc. who provided guidance in using WesVarPC to analyze the NIS-2 and NIS-3 data. We would like to thank Cara Olsen of the Office of Statistical Consulting in the College of Human Ecology and Division of Nutritional Sciences at Cornell University. Cara provided the statistical expertise required to re-write Chapter 6 of this document, entitled *Conducting A Logistic Regression Analysis*.

A special mention of gratitude is delivered to the National Center on Child Abuse and Neglect (NCCAN) of the U.S. Department of Health and Human Services for providing the funding to undertake and complete this project. In particular, we extend our deepest appreciation to Barbara Bates of NCCAN for her continued support and encouragement as project officer of the under contract (#105-85-1702) that made this work possible.

This document is based on two previously published documents: (1) The Westat, Inc. NIS-2 documentation manual: *Study of the National Incidence and Severity of Child Abuse and Neglect*, 1987 written by Andrea J. Sedlak, Ph.D., Betsy Reed, and Shirley Miller; and, (2) The National Data Archive on Child Abuse and Neglect publication: *A User's Guide for the Second National Incidence Study* written by Joseph C. Cappelleri, Ph.D., John Eckenrode, Ph.D., and Jane Powers, Ph.D. These two documents have been combined to provide a comprehensive document which details the NIS-2 design, methodology and weighting information as well as the complete coding information for the study.

ACKNOWLEDGMENT OF ASSISTANCE

All manuscripts which use data made available through the National Data Archive on Child Abuse and Neglect should acknowledge that fact as well as identify the original collector of the data. Users of these data are urged to follow some adaptation of the following statement with the parentheses indicating items to be filled in appropriately or deleted by the individual user.

The data utilized in this publication were made available by the National Data Archive on Child Abuse and Neglect, Cornell University, Ithaca NY; and have been used by permission. Data from the *Second National Incidence Study of Child Abuse and Neglect, 1987*, were originally collected by Westat, Inc. Funding for this study was provided by The National Center on Child Abuse and Neglect, Children's Bureau, Administration for Children, Youth and Families, Office of Human Development Services, U.S. Department of Health and Human Services, under Contract 105-85-1702. Neither the collector of the original data, the funder, the Archive, Cornell University, or its agents or employees bear any responsibility for the analyses or interpretations presented here.

INFORMATION ABOUT THE USE OF ARCHIVAL RESOURCES

In order to provide funding agencies with essential information about the use of NDACAN resources and to facilitate the exchange of information about research activities among data users and contributors, each user of these data is expected to send two copies of any completed manuscript, thesis abstract, or reprint to the National Data Archive on Child Abuse and Neglect, Cornell University, Family Life Development Center, MVR Hall, Ithaca, New York 14853-4401.

TABLE OF CONTENTS

I.	Prelude.....	1
II.	Study Overview	
	Background	3
	Purpose of Study	3
	Study Design.....	4
	Frequently Asked Questions	6
III.	Description of Machine-Readable Files	
	List of Files and Characteristics.....	8
IV.	Weighting the NIS-2 Data	
	Weighting and the Public Use File.....	9
	The NIS-2 Public Use File Allows for Two Weighting Alternatives	10
	Non-CPS Case Analyses Require the Use of a Special Set of Weights	10
	Supplementary Weighting Information.....	10
	Special Software is Required to Analyze NIS-2	12
V.	Using WesVarPC to Compute Estimates, Variance Estimates and Rates	
	Importing the NIS-2 Public Use File.....	13
	Example 5.1: Estimates, Standard Errors and Confidence Intervals of Maltreatment	14
	Example 5.2: Obtaining Incidence Rates of Child Maltreatment.....	18
	Testing the Difference Between Sexual Abuse Rates and Totals for Two Subgroups.....	21
	Example 5.3: Obtaining Incidence Rates of Sexual Abuse for Two Subgroups.....	22
	Example 5.4: Testing the Difference Between Rates from Two or More Subgroups	24
	Example 5.5: Obtaining Estimates of the Incidence of Sexual Abuse for Six Age Groups	26

TABLE OF CONTENTS (CONTINUED)

Obtaining Estimates and Variance Estimates for Non-CPS Cases	28
A Cautionary Note for Obtaining Non-CPS Estimates for AGEYRMO.....	28
Example 5.6: Testing the Difference Between the Means from Two or More Subgroups.....	30
Example 5.7: Contingency Table Analysis.....	32
 VI. Conducting a Logistic Regression Analysis	
Logistic Regression Using WesVarPC.....	35
Caveats About Logistic Regression and the NIS-2 Public Use File.....	37
Example 6.1: What are the Odds of a Child Being Sexually Abused Instead of Physically Abused?.....	38
Adjustments to the WesVarPC Analysis	41
Interpretation	43
 VII. References	
Documents Produced from the Dataset.....	44
Documents Related to the Dataset.....	47
References for this Document.....	47
 VIII. Appendices	
Protective Services Form (CPS Long Form)	Appendix A
National Incidence Study Data Form (Non-CPS Form)	Appendix B
Transmittal Forms	Appendix C
Contents and Organization of the NIS-2 Public Use File.....	Appendix D
NIS-2 Code Manual.....	Appendix E
NIS-2 Code Manual Supplement	Appendix F

INTRODUCTION

This user's guide is written for researchers who want to conduct secondary data analyses with the Second National Incidence and Prevalence Study of Child Abuse and Neglect, hereafter referred to as the NIS-2. Mandated by Congress in 1984, the NIS-2 was intended to assess the current national incidence and prevalence of child abuse and neglect, and to determine how the severity, frequency, and character of child maltreatment changed since 1980 when the first national incidence study (NIS-1) was completed. It was also hoped that the NIS-2 would function as an accessible and usable source of data for the public.

In June of 1990, the National Data Archive on Child Abuse and Neglect convened a group of researchers, all of whom had either worked with NIS-2 or conducted other large-scale studies on child abuse and neglect. The purpose of the meeting was to develop a set of strategies to facilitate the dissemination and utilization of the NIS-2. Participants agreed that additional materials were necessary to help users work with the NIS-2. The instruction manual, *A User's Guide for the Second National Incidence Study* written by Joseph C. Cappelleri, Ph.D., John Eckenrode, Ph.D., and Jane Powers, Ph.D., resulted from that meeting.

In the early 1990's Westat Inc. released WesVarPC to the public. This user friendly software package allowed users to work with the complex design structure of the NIS-2 without the hassles of programming in mainframe SAS. This second edition of the NIS-2 user's guide was adapted for use with the WesVarPC software by Rebecca Sawyer, M.S. of the National Data Archive on Child Abuse and Neglect.

Our hope is that this document will answer some pertinent questions and will guide and enable individuals to work with this complex data set in a relatively straightforward and understandable manner. We set out to take the user in a step by step fashion through all the steps that they must take to work with NIS-2, from accessing the data to conducting multivariate analyses using WesVarPC. Ultimately, we hope that this manual will facilitate the utilization of NIS-2 and encourage a wider group of researchers to work with this informative data set.

This user's guide provides all of the information which is required to conduct basic analyses of the NIS-2 data. Researchers will also be interested in obtaining a copy of *the NIS-2 Study Findings*, which is available from the NCCAN National Clearinghouse on Child Abuse and Neglect. Some researchers may be interested in the in-depth reports such as the *Report on Data Collection*, and the *Report on Data Processing and Analysis* which are also available from the Clearinghouse. The Clearinghouse can be contacted as follows: PO Box 1182 Washington, DC 20013, Phone: 1-800-FYI-3366, Fax: (703) 385-3206, E-mail: nccanch@calib.com, WWW: <http://www.calib.com/nccanch>.

This user's guide is specifically intended for those who want to appropriately analyze the NIS-2 data by taking into account the complex structure of the survey design. Analyses may include calculating national estimates, performing hypothesis tests and confidence intervals on estimates, and determining the magnitude of potential risk factors associated with abuse and neglect. The overriding emphasis of this user's guide is on appropriate analysis of the NIS-2 dataset.

II. STUDY OVERVIEW

Background

The NIS-2 Public Use File provides the data from the second of three national studies on the incidence of child abuse and neglect. The first National Incidence Study (the NIS-1) was conducted in 1979-80. The NIS-1 provided first-time national estimates of the incidence, severity, and demographic/geographic distribution of recognized child abuse and neglect in the U.S. The NIS-1 collected data concerning cases of child maltreatment which were recognized and reported to the study by “community professionals” in a probability sample of 26 counties throughout the U.S. The “community professionals” who participated in the study included the local Child Protective Services (CPS) staff as well as key respondents in a variety of other non-CPS agencies (such as schools, hospitals, police departments, juvenile probation authorities, etc.). Cases reported to the study were assessed for their conformity to a set of standardized definitional criteria, and only those cases which fit the standards were considered “countable” and used as the basis of national estimates.

Purpose

To obtain updated information on the national incidence of child maltreatment, Congress mandated a new study in the Child Abuse Amendments of 1984 (P.L. 98-457). The purpose of this second National Incidence Study (NIS-2) was not only to assess the current national incidence of child abuse and neglect, but also to determine how the severity, frequency and character of child maltreatment changed since the NIS-1. As a follow-up to the first national incidence study, the second study followed essentially the same design. The only change to the study design was that the NIS-2 used two sets of definitional standards of abuse and neglect. One set corresponded identically to the definitions used in the NIS-1 and essentially reflected the numbers of children who experienced demonstrable harm as a result of maltreatment. The second set of definitional standards used in the NIS-2 was broader, or more inclusive.

.

Study Design

Since the main purposes of the NIS-2 were identical to those of the NIS-1, the study design was essentially the same. It used a multi-stage cluster probability sample in which both CPS and non-CPS agencies were included. A total of 29 counties (reflecting 28 primary sampling units, or PSU's) were selected for the study, using a method which insured that the final sample would represent different regions of the country and different degrees of county urbanicity.

In each county, participants included the county CPS agency and professional staff in a number of non-CPS agencies who were likely to come into contact with maltreated children. CPS provided information about all reported cases. In addition, community professionals at a variety of non-CPS agencies served as “sentinels” by remaining on the lookout for child maltreatment cases during the study data period. Non-CPS agencies included hospitals, schools, day care centers, social services and municipal police departments. Overall, 706 non-CPS agencies participated in the study, representing 88.5% of the 798 eligible agencies asked to participate.

Data collection methods differed for CPS and non-CPS agencies as well as across non-CPS agencies. As a result, weighting strategies also differed. Within the sample of PSUs, each non-CPS agency was sampled. Within each of the non-CPS agencies, further sampling was undertaken to limit the number of agency staff involved as key participants. One or more of the following strategies was used to reduce the number of agency staff involved in the study as key participants: sampling of key participants themselves, sampling of units/services, or focusing on units/services where the greatest concentration of maltreatment cases was expected.

Guidelines were established to identify eligible cases for the study in each CPS agency. After identification of the 28 PSUs, CPS agencies were categorized as having small, medium, or large caseloads. The total number of eligible maltreatment cases reported to CPS was obtained from all participating CPS agencies. Then their characteristics were indicated either by collecting data on all cases investigated by the agency (in small CPS agencies) or by collecting data on only a representative sample of investigated cases (in medium and large CPS agencies). See the *Report on Data Collection* for more details on the sampling strategy.

The study period began September 7, 1986, for all agencies other than schools and day care centers, where it began September 28. The period continued through December 6, 1986, for all agencies. Data collection was prospective in nature. CPS agencies were asked to submit data forms on cases which had been reported during the period and which were accepted for investigation by the agency. Non-CPS participants were trained in the study definitions of maltreatment and asked to submit a study data form on each maltreated child they encountered during the study period. Two types of CPS data forms were used: a long form, which obtained sufficient details on the case to allow it to be assessed for countability according to study definitions, and a short form, which was for the specific purpose of identifying duplicate reports concerning the same child. CPS data forms were “family level” forms, which documented allegations concerning all children in a report concerning a given household or family. A separate non-CPS form was a “child level” form which recorded suspected maltreatment to an individual child. Copies of these data forms are included in Appendices A-C.

The study received a final total of 7,185 data forms (1,624 long CPS data forms, 2,285 short CPS data forms, and 3,276 non-CPS data forms). Following unduplication and the elimination of out-of-scope data forms, the database consisted of 5,317 child-level records. There were 3276 records of maltreatment which were “countable” under the NIS-2 standards. The Public Use File distributed by NDACAN provides only these 3,276 “countable” records. The full NIS-2 database containing 5,317 records may be obtained from NDACAN by special request.

The NIS-2 Public Use File contains all non-identifying items from the CPS and non-CPS data forms in addition to all evaluative assessments concerning the cases. That is, cases which had been recorded on CPS long forms and on non-CPS forms were assessed as to their “countability” in relation to the study definitions of child abuse and neglect. For each child substantiated by CPS, or thought to meet the study requirements on either type of data form, the NIS-2 project staff rated the degree to which the situation fit each of the two sets of definitional standards -- the original NIS-1 definitions and revised NIS-2 definitions, described in detail in the project reports. Each applicable form of suspected or substantiated maltreatment was assessed as to its substance (who was alleged to have done what to whom, when, with what effect, and with what quality of evidence). Ratings were made of the degree to which the situation fit each individual aspect of the original NIS-1 and revised NIS-2 standards. Following this, overall assessments were made under each of the definitional standards. Maltreatment was

judged to be “countable” under a given set of standards if there was reasonable cause to believe that the child had experienced maltreatment which met all of the requirements of the definitional standards in question.

Frequently Asked Questions

1. What Types of Questions May be Asked of the NIS-2 Public Use Data?

The NIS-2 Public Use File may be used to answer numerous research questions about the national incidence of child abuse and neglect. Examples include topic such as:

- The nature and severity of child maltreatment.
- The distribution (e.g. type) of child maltreatment by demographic factors such as race, income and sex.
- The sources who recognize child maltreatment.
- The proportions of child maltreatment cases which were reported to child protective services (CPS) agencies.
- The number of maltreated children in the U.S. and in various subgroups.
- How the rate of maltreatment has changed since the NIS-1 was conducted.

While the NIS-2 data file is useful for answering many types of questions about the national incidence of child maltreatment, it has a major drawback that limits the flexibility and capability of analyses: Epidemiological comparisons between victims and nonvictims cannot be made because the data set does not include data on nonvictims.

2. Do I Need To Weight The NIS-2 Data?

YES! The NIS-2 data in their raw form (i.e., the unweighted data) do not accurately represent the characteristics of the population or subpopulations of interest.

Appropriate analyses of the NIS-3 require the use of both full sample weights and replicate weights.

3. Can the NIS-2 data be used to generate county level (within PSU) estimates?

The NIS-2 study sample was designed to provide reliable estimates at the national level, but was **not** designed explicitly to provide reliable estimates at lower geographic levels. Thus, users are cautioned that estimates will generally not be valid for any level other than national, with the following few exceptions:

Overall regional or county-level estimates-

Estimates at the regional or county-level which do not attempt to subdivide the data within the county will generally be reliable. For example, it is possible to obtain reliable estimates concerning the numbers of children reported to CPS within specific counties. However, estimates concerning smaller units (such as numbers of children aged 9-11 years in a given county who experience countable maltreatment) will generally not be reliable, except as noted in the following paragraph.

Estimates for specific types of agencies within a county where all such agencies participated in the study-

In some of the smaller counties, all agencies in a specific category (e.g., all schools, all licensed daycare centers, all hospitals, all municipal police departments, etc.) participated in the study, and there was no participant or case sampling. When this was the case in a given agency category for a given county, the data file can be used to characterize the cases alleged, recognized, or reported to CPS. The fact that all the cases from the type of agency in question were fully enumerated during the data period ensures the reliability of estimates concerning that sector. Note that for specific instances, users will need to check with the contractor to be certain that no participant or case sampling was involved.

III. DESCRIPTION OF MACHINE-READABLE FILES

The Archive distributes the NIS-2 Public Use File as a SAS transport or SPSS portable file. (Both of these file formats may be imported into WesVarPC.) Other file formats can be prepared by special request. Please refer to the NDACAN order form or call us for more information.

The Archive distributes one file for this study -- a brief description of the file is provided below. For information regarding the organization of the data file and information on individual variables, refer to Appendices D through F.

NIS2RPWT

This data file contains 3276 observations and 268 variables. Two sets of full sample and replicate weights are included in the data file. One set is used for producing population estimates and variance estimates of CPS and non-CPS cases combined. The second set is used for producing estimates and variance estimates of CPS-only cases. The file contains information about the type of abuse or neglect experienced, the severity of the maltreatment, perpetrator characteristics, and whether the case was reported to CPS.

Please contact the Archive directly if you have questions or encounter problems in using this dataset. Do not contact the principal investigator. The Archive has made an agreement with the investigator to field all questions related to the study.

IV. WEIGHTING THE NIS-2 DATA

National estimates of child maltreatment can be obtained from the data in the NIS-2 Public Use File by applying the appropriate weights to each individual case record. This chapter provides explicit instructions and important cautions concerning the use of the data in the Public Use File to generate estimates of the incidence of child maltreatment.

Weighting And The Public Use File

Appropriate analyses of the NIS-3 Public Use File require the use of both full sample weights and replicate weights. Sample weights are required because the sampled elements were selected by unequal probability sampling methods (i.e. nonrandom selection). That is, sample weights correct for the selection bias arising from overrepresentation of some cases that are more likely to be sampled and underrepresentation of some other cases that are less likely to be sampled. Sample weights are also needed in making adjustments for nonresponses.

Replicate weights are required because the data were collected in a multi-stage cluster design. One consequence of multi-stage cluster sampling is that observations can not be assumed to be independent as is commonly done for a simple survey. Observations that are from the same cluster will likely be more similar to each other than to observations from a different cluster. Replicate weights are used to take these factors into consideration and to allow researchers to generate unbiased estimates of variance and standard error. The reader may consult Cochran (1977) or Kish (1965) for a general discussion of sampling designs. Lee, Forthofer, and Lorimor (1989) provide a discussion of the use of weights with complex survey data.

The appropriate weighting scheme for the NIS-2 data recognizes the case weight and arrives at weighted estimates via a **full sample weight variable**. Additionally, the complex design structure is addressed via the corresponding **28 replicate weight variables** (one for each primary sampling unit or county) associated with each case. These are necessary for producing estimates of variance. All analyses in this manual are weighted; that is, both the weighted estimates and the design structure are considered, the latter being reflected in the standard errors and variances of estimates.

The NIS-2 Public Use File Allows for two Weighting Alternatives

All analyses of the NIS-2 should make use of both full sample weights and replicate weights. Researchers have the option to choose between a set of full sample and replicate weights that were developed for conducting analyses of CPS and non-CPS cases combined, and a set of full sample and replicate weights that were developed for conducting analyses of CPS cases only. The Public Use File includes both sets of weighting variables.

Non-CPS Case Analyses Require the Use of A Special Set of Weights

By special request, NDACAN provides a set of 28 replicate weights (CREPWT1-CREPWT28), along with an overall TC_WGT, to help compute standard errors of estimates for non-CPS cases. Although laden with some nonstandard assumptions, the use of TC_WGT and CREPWT1-CREPWT28 is perhaps the best way to perform significance tests on non-CPS estimates so that a fairly reliable comparison can be made with results from CPS. Other than using a different set of weights, an analysis of non-CPS cases is no different from an analysis of CPS cases or an analysis of all cases. Therefore, without loss of generality, the general data analytic scheme for each particular statistical procedure presented in this user's guide can be also applied to a restricted analysis on non-CPS cases.

Supplementary Weighting Information

The information provided in this section is not required for users who wish to obtain annualized estimates of child maltreatment at the national level. Instead, it provides in-depth information about how the weights in the NIS-2 file were constructed.

The full sample weighting variables TA_WGT and TB_WGT were constructed from several weight variables that are included in the Public Use File. TA_WGT was constructed from PSU_WGT, ANN_WGT, and A_WGT. TB_WGT was constructed from PSU_WGT, ANN_WGT, and B_WGT. Each of these weight variables is described below.

Each selected primary sampling unit (PSU), and therefore its' associated case records, was given a weight equal to the inverse of its' probability of selection in the sample. This weight is termed PSU_WGT. An annualization factor (ANN_WGT) was also assigned to each case so that the 3-month study period could be projected to a 12-month period. The within-PSU weight (A_WGT or B_WGT), or the within county weight, takes into account the sampling probabilities associated with the case for all levels where sampling occurred -- namely, at the levels of PSU (county), agency, unit, participant, and case. These weights also adjusted for selections that were found to be "out-of-scope" for any selected source that refused to participate. However, they do not adjust for annualization. Two additional issues were also taken into account in formulating the within-PSU weights (A_WGT and B_WGT): (1) the potential for "hidden" duplication of records and (2) incomplete or poor participation by non-CPS respondents. Duplication led to the assignment of two different within-PSU weights to the cases. Specifically, the within-PSU weight, referred to a B_WGT, is designed to be used whenever estimates concerning the total number of maltreated children are of interest -- whether such children were known to CPS or known only through non-CPS professionals. In contrast, the within-PSU weight, designated as A_WGT, is to be used only when estimates are limited to the CPS sector of the database -- to those children who have been reported by CPS. Estimates limited to the sector of cases known only to non-CPS professionals could be obtained by subtraction of CPS estimates from total estimates.

Correction for poor and incomplete participation by non-CPS respondents are incorporated in the B_WGT and the A_WGT. The correction factor EVALCORR accounts for incomplete participation of some sampled participants, while the correction factor WEEKS projects the actual number of weeks to the full 13 weeks of the study (mainly for schools, whose study period was 10 weeks by design). Just like ANN_WGT, the variables EVALCORR and WEEKS appear separately in the data.

Although it is helpful to be aware of the variables described above, **TA_WGT and TB_WGT are the main full sample weight variables of interest that are needed to obtain national estimates for NIS-2.** These weights contain everything that the within_PSU weights (A_WGT and B_WGT) include but, unlike the A_WGT and B_WGT, they also include the annualization factor (ANN_WGT). Therefore, these weights are a composite of all the individual subweights (which includes the annualization factor in addition to the within-PSU weight and the evaluation and week

corrections). Changing an assumption that goes into the calculation of a subweight would, in turn, change the values of these main weights; therefore, national estimates would also change. The TA_WGT is the total annualized weight variable to estimate cases reported by CPS, whereas TB_WGT is the total annualized variable to estimate all cases (CPS and non-CPS). Non-CPS estimates (but not variance estimates) may be obtained by subtracting TA_WGT from TB_WGT. If interest lies in obtaining non-CPS estimates **and** variance estimates, then an additional file of full sample (TC_WGT) and replicate weights (CREPWT1-CREPWT28) must be obtained from NDACAN.

Special Software Is Required To Analyze NIS-2

Many advanced statistical packages (e.g. SPSS and SAS) have a WEIGHT statement that enables the computation of unbiased population estimates. However, many of these packages cannot calculate accurate variance and standard errors of population estimates from studies based on complex survey designs such as the NIS-2. If the variance or standard deviation of descriptive statistics is estimated using one of the standard statistical packages (e.g. SPSS and SAS) then the resulting variances and standard deviations are incorrect, since these packages assume simple random sampling to calculate variance and standard errors.

Several specialized programs for complex survey data are available that compute descriptive statistics and their associated sampling errors (Lee et al. 1989). Examples of these programs include SUDAAN, PC CARP, and WesVarPC. Although any of these programs, as well as other suitable programs not mentioned, can be used for analysis of the NIS-2, this manual strongly encourages the use of the WesVarPC software.

WesVarPC is a software package that computes population estimates and variances for data collected using complex sampling methodologies. A user-friendly software package that runs in a windows environment, WesVarPC can be obtained free of charge via the Internet or on diskette. Internet users can find WesVarPC on Westat's home page on the World Wide Web (www.westat.com). Alternatively, users can contact Westat by phone (301-251-4235) or U.S. mail to receive WesVarPC on diskette (WesVarPC, c/o Maida Montes, Westat Inc. 1650 Research Boulevard, Rockville, MD 20850). The software comes with complete installation instructions.

The following chapters of this manual demonstrate how to conduct some analyses of the NIS-2 using WesVarPC.

V. USING WESVARPC TO COMPUTE ESTIMATES, VARIANCE ESTIMATES AND RATES

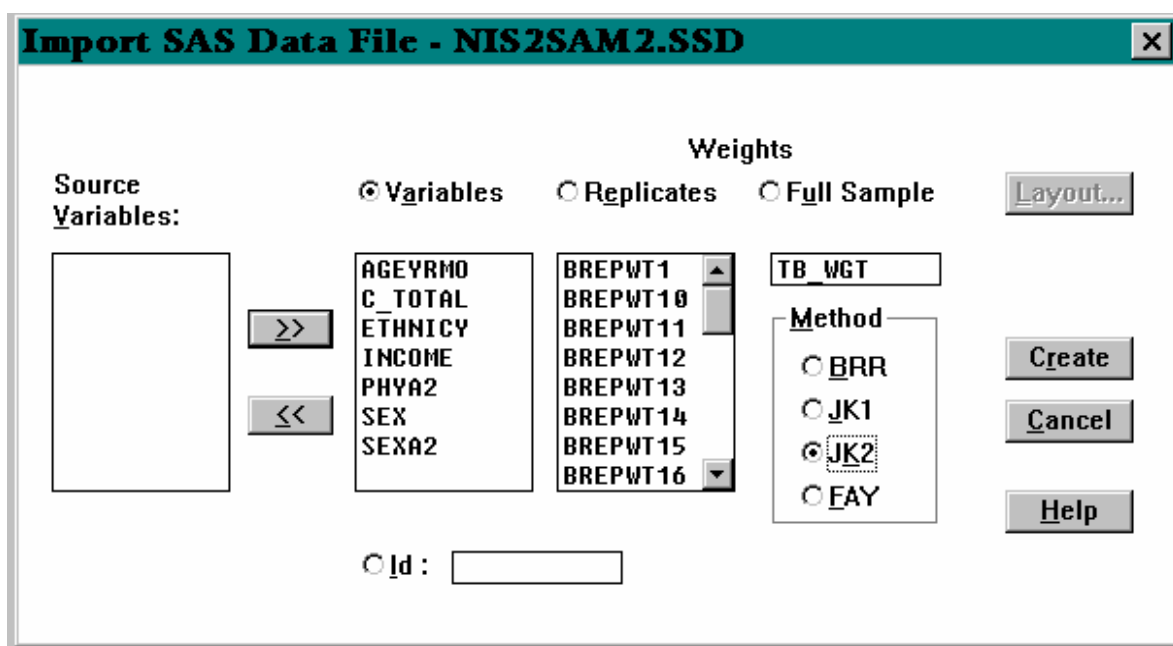
This chapter of the NIS-2 user's guide demonstrates how to set up the NIS-2 Public Use File for analysis within the WesVarPC program; how to compute estimated population totals, standard errors and confidence intervals; how to calculate estimated rates per 1,000 children, standard errors and confidence intervals; how to test the significance of between-group differences in incidence rates; and how to conduct hypothesis tests of descriptive statistics.

Importing NIS-2 Public Use File

Once WesVarPC has been installed, select the WesVarPC icon to run the program. The SAS version of the NIS-2 Public Use File is ready to import into WesVarPC. The SPSS version of the file, Nis2rpwt.por must first be opened in SPSS and saved as an SPSS system file (to Nis2rpwt.sav). To import the NIS-2 Public Use File, select "Import Data File" from the Prep menu and identify the SAS or SPSS version of this file. Once the file has been imported, all of the variables contained in the NIS-2 Public Use File should appear in the SOURCE VARIABLES box. Move each of the source variables into the appropriate boxes as follows:

- Move the ID variable to the ID box.
- Move the TB_WGT variable to the FULL SAMPLE box.
- Move the replicate weight variables (BREPWT1 - 28) to the REPLICATES box.
- Move the remaining variables to the VARIABLES box.
- Select JK2 in the METHOD box.

The "Import SAS Data File" window is shown below.



Once all of the variables have been moved and the model selected, click on the CREATE button to create a WesVarPC version of the NIS-2 Public Use File. WesVarPC will ask users to name the new data file and give the file a .var extension.

Example 5.1: Obtaining Estimates, Standard Errors And Confidence Intervals Of Maltreatment

The following instructions demonstrate how to use the NIS-2 Public Use File to produce an estimate of the total number of children who experienced countable maltreatment. Total estimates are incidence estimates referring to the number of new cases (CPS and Non-CPS) reported in 1986.

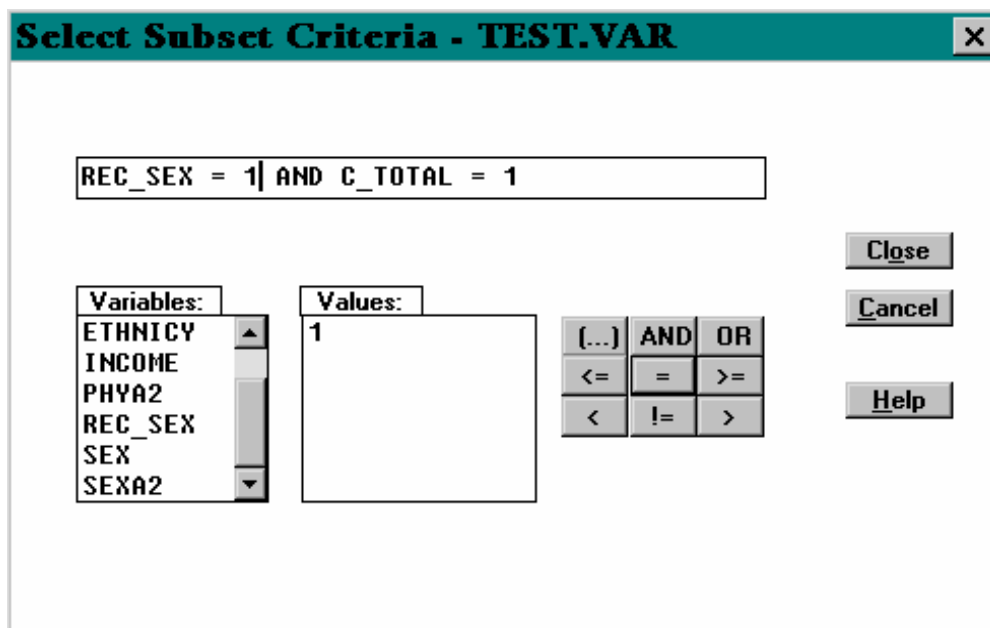
STEP 1. First the data must be recoded using the "Format" menu. The variable SEX must be recoded to create a variable that includes all children who were coded as male or female, in addition to those who were not categorized on the basis of sex. The new variable will be REC_SEX and will have a value of 1, whether or not the sex of the child was recorded. The instructions for this recoding are as follows:

Select "Format" from the main menu and then choose "Recodes". Choose the appropriate WesVarPC data file and click on the OK button. At the RECODE window, click on the NEW button and at the next RECODE window click on the SELECT button. Click on the variable SEX then hit the >> key to move the variable into the SELECTED box. Click the CLOSE button. The next window allows you to recode the SEX variable. First click in the NEW VARIABLE NAME box and type in the variable name REC_SEX.

Next, click on the value "missing" to highlight it. Do the same for the values 1 and 2. Click in the NEW VALUE box and type 1. Hit the V to assign the new values of 1 to each of the old values of the SEX variable, thus creating the REC_SEX variable. Click the CLOSE button. When you see the PENDING RECODE LIST box with the recoded variable for SEX, click CREATE. This will allow you to either replace your original dataset, or to create a new dataset.

STEP 2. The next step is to specify the data that we would like to estimate. We would like to get an estimate of all children with countable maltreatment. We will therefore want an estimate of all children with a value of 1 for REC_SEX and a value of 1 for C_TOTAL (countable maltreatment).

Select "Tables" from the main menu and then choose NEW. Choose the appropriate data file and click on the OK button. Click on the SUBSET button and type REC_SEX=1 and C_TOTAL=1 in the center box. (Alternatively, the buttons in the lower portion of the screen may be double-clicked.) The "Select Subset Criteria" window is shown below.



Once the subset is completed, click on the CLOSE button to return to the TABLE REQUEST window. From this window click on the OUTPUT button to specify which output variables WesVarPC should produce. An example of useful output specifications could include the estimate, standard error, lower confidence interval and upper confidence interval. Click on the boxes next to these options in the VARIABLE NAMES box. Click on the CLOSE button to return to the TABLE REQUEST window.

STEP 3. The OPTIONS for the request must be specified. To obtain a 95% confidence interval, ALPHA would be set at 0.05 to specify the Type I error or the level of significance.

The FACTOR statement in WesVarPC is needed to calculate unbiased estimates of variance. An adjustment of 0.75 is needed for the NIS-2 data. To accomplish this, change the value in the “Fpc” box to 0.75.

The degrees of freedom must be specified. For the NIS-2 data, the degrees of freedom value equal the number of replicates minus the number of parameters estimated. In the current example, DF=27, which has a tabled t value of 2.05, because there are 28 replicates and one estimated parameter in the form of the total number of maltreated cases. If DF=integer is omitted, the normal distribution is used. Since the weighted data in NIS-2 is based on county-level information, as reflected in the replicate weights, it is more appropriate to use the t distribution rather than Z distribution, which is based on an infinite or at least very large number of degrees of freedom, when performing an univariate analysis. The “Table Request” window is shown below.

Table Request - (Untitled) [X]

Listing: C:\ARCHIV~1\NIS2\NIS2USE\WEST

—ARCHIV~1\NIS2\NIS2USE\WEST\TEST.

Full Sample Weight: TB_WGT
Replicate Weights: BREPWT1..BREPWT28
Factor: not used
Method: JK2

Options

Alpha: 0.050
Epc: 0.75
Df: 27
Complete ☒

Quantiles:
No Group ☐
Grouped ☐
#Groups:

Display Summary

Analysis

Compute Statistics

Tables

Analysis...
Compute...
Tables...
Input...
Output...
Subset...
Run
View...
Save
Close
Help

Save the table request by clicking on the SAVE button.

STEP 4. Run the table request by clicking on the RUN button. Once WesVarPC has finished calculating the estimate, click on the VIEW button to examine the output. The values obtained for this request for the total number of children experiencing countable maltreatment are shown in the section of the “Browse” window below.

VARIANCE ESTIMATION METHOD:	JK2				
FINITE POPULATION CORRECTION FACTOR:	0.75000				
VALUE OF ALPHA (CONFIDENCE INTERVAL %):	0.05000 (95.00000 %)				
DEGREES OF FREEDOM:	27				
t VALUE:	2.052				
OPTION COMPLETE IS:	ON				
FULL SAMPLE WEIGHT:	TB_WGT				
REPLICATE WEIGHTS:	BREPWT1...BREPWT28				
ANALYSIS VARIABLES:	None Specified.				
COMPUTE STATISTIC:	None Specified.				
TABLE REQUESTS:	None Specified.				
FACTOR(S):	1.00				
NUMBER OF REPLICATES:	28				
NUMBER OF OBSERVATIONS READ:	3276				
WEIGHTED NUMBER OF OBSERVATIONS READ:	1424420.537				
■					
STATISTIC	EST_TYPE	ESTIMATE	STDERROR	LOWER	UPPER
SUM_WTS	VALUE	1424420.54	179638.075	1055833.63	1793007.44

Example 5.2: Obtaining Incidence Rates Of Child Maltreatment

The following instructions demonstrate how to use the NIS-2 Public Use File to estimate the number of children (under age 18) per 1000 children under age 18 in the U.S. population who have been maltreated during the study period. To accomplish this, we use the incidence rate per 1000 to refer to the number of new cases (children) reported in 1986, where one case equals one maltreated child. (While the actual study period was from September 7, 1986 through December 6, 1986, an annualization weight was incorporated into each overall to project results from a 3-month to a 12-month study period.)

STEP 1. To produce the estimated rate of maltreatment per 1,000 children, an overall population variable needs to be created to reflect the total number of children in the general population. This will be attached to the record of every child who was countable as maltreated. To create this variable, select the "Format" window from the main menu, and then "Recodes". Choose the appropriate data file and then click on the OK button. Select DISCRETE. Name the overall population variable ALLPOP by typing "ALLPOP" in the "New Variable Name" box. Click on the SELECT button. Move the C_TOTAL variable from the "Source Variable" box to the "Selected" box and click on the CLOSE button. Highlight the C_TOTAL=1 row and then enter "62,969" in the "New Value" box as the total number of children in thousands (1985 Census estimate). The "Recode" window is shown below.

Recode(Discrete)

New Variable Name:
ALLPOP

Selected Variables		
C_TOTAL		
1		

New Value:
V
62969

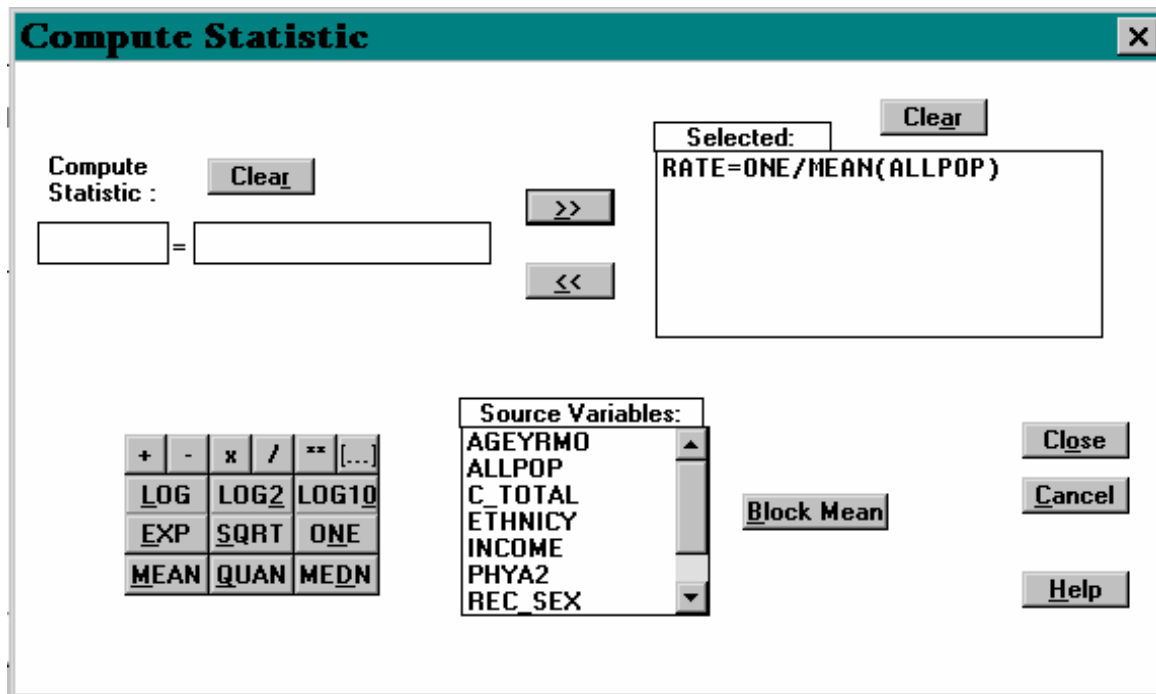
Select...
Close
Cancel
Help

Click on the V button to complete the recode. Click on the CLOSE button to exit this window. Click on the CREATE button to create the ALLPOP variable.

STEP 2. Once the new ALLPOP variable has been created, you can request the estimated rate of interest. To do this, select the "Tables" window from the main menu and begin a new table request. You will again subset the data to "C_TOTAL=1 and REC_SEX=1" in the "Subset" window. Next, specify the data items to be produced in the "Output" window, and specify the OPTIONS in the main "Table Request" window (Alpha=0.05, Fpc=0.75, Df=27).

To calculate the rate of countable maltreatment, click on the COMPUTE button. Name the overall rate of sexual abuse RATE by typing "RATE" in the "Compute Statistic" box. Enter ONE/MEAN(ALLPOP) on the other side of the "Compute Statistic" box. This instruction multiplies each child's weight by ONE and divides that result by the average of the ALLPOP value across the selected group (here, all children with C_TOTAL=1 and REC_SEX=1). Because ALLPOP is actually a constant, this essentially divides each child's weight by ALLPOP and produces the sum or the group, which is equivalent to summing the weights within the group and dividing the sum by ALLPOP.

Move the entire equation to the "Selected" box by clicking on the >> button in the middle of the screen. The "Compute Statistic" window is shown below.



Click on the CLOSE button to return to the "Table Request" menu.

STEP 3. SAVE the new table request with a new file name and RUN the request. The output now includes the overall rate of countable maltreatment and is shown in the portion of the "Browse" window below.

VARIANCE ESTIMATION METHOD:	JK2				
FINITE POPULATION CORRECTION FACTOR:	0.75000				
VALUE OF ALPHA (CONFIDENCE INTERVAL %):	0.05000 (95.00000 %)				
DEGREES OF FREEDOM:	27				
t VALUE:	2.052				
OPTION COMPLETE IS:	ON				
FULL SAMPLE WEIGHT:	TB_WGT				
REPLICATE WEIGHTS:	BREPWT1...BREPWT28				
ANALYSIS VARIABLES:	None Specified.				
COMPUTE STATISTIC:	RATE=ONE/MEAN(ALLPOP)				
TABLE REQUESTS:	None Specified.				
FACTOR(S):	1.00				
NUMBER OF REPLICATES:	28				
NUMBER OF OBSERVATIONS READ:	3276				
WEIGHTED NUMBER OF OBSERVATIONS READ:	1424420.537				
■					
STATISTIC	EST_TYPE	ESTIMATE	STDERROR	LOWER	UPPER
SUM_WTS	VALUE	1424420.54	179638.075	1055833.63	1793007.44
RATE	VALUE	22.62	2.853	16.77	28.47

Testing The Difference Between Sexual Abuse Rates And Totals For Two Subgroups

The following two examples demonstrate how to use the NIS-2 Public Use File to determine whether there is statistical evidence that population totals and, more importantly, population rates differ between two or more subgroups in the population. Population rates tend to be more informative than population totals for such a comparison because, unlike totals, they take into account the number of individuals in each subgroup. After all, there is a risk that one subgroup total is higher than another only because it contains more children, and not because of increased risk, making it more likely to include a higher number of maltreated children. Nevertheless, subgroup totals themselves have important policy implications and other implications. In example 3.3 we will determine the rates and population totals of sexually abused boys and sexually abused girls. In example 5.4 we will test for a difference in the number of boys and girls who have been sexually abused, and then test for a difference in the rate of boys (per 1000 boys under 18 in the U.S. population) and girls (per 1000 girls under 18 in the U.S. population) who have been sexually abused. While we provide an illustration for the case of two subgroups (boys and girls under age 18), the strategy that follows can be generalized to the case of three or more subgroups.

Example 5.3: Obtaining Incidence Rates Of Sexual Abuse For Two Subgroups

STEP 1. To separately determine the rate of countable sexual abuse for girls and for boys, a sex specific population variable needs to be created. For girls, this variable will index the total number of girls in the general population; for boys, it will index the total number of boys in the general population. From the main menu, select the "Format" window and then "Recodes". Choose the appropriate data file and then click on the OK button. Select DISCRETE. Name the sex population variable SEXPOP by typing "SEXPOP" in the "New Variable Name" box. Click on the SELECT button. Move the SEX variable from the "Source Variable" box to the "Selected" box and click on the CLOSE button. Highlight the row for SEX=1 and enter the corresponding population total, "32,243" in the "New Value" box as the number of children in thousands. Click on the "V" bar to enter the population value. Repeat this for SEX=2, population total "30,748" (in thousands). Click on the CLOSE button to exit this window. Click on the CREATE button to create the SEXPOP variable.

STEP 2. Once the SEXPOP variable has been created, open a new TABLE window and begin a new table request. Again, subset the data to countable sexual abuse in the "Subset" window by indicating "C_TOTAL=1 AND SEXA2=1". (SEXA2=1 when a child was sexually abused under the NIS-2 standards) From the "Table Request" window, specify the data items that will be produced in the "Output" window, and specify the OPTIONS in the main "Table Request" window (Alpha=0.01, Fpc=0.75, Df=26).

STEP 3. Click on the COMPUTE button to calculate the rate of sexual abuse by sex. Name the within-sex rate of sexual abuse by typing "SEXRATE" in the "Compute Statistic" box. Enter ONE/MEAN(SEXPOP) on the other side of the "Compute Statistic" box. Move the entire equation to the "Selected" box by clicking on the >> button in the middle of the screen. Click on the CLOSE button to return to the "Table Request" window. From this window, click on the TABLES button, and then NEW to specify the subgroup. Move the SEX variable from the "Source Variable" box to the "Table" box and then to the "Selected" box. Click on the CLOSE button to return to the "Tables" window and click on the CLOSE button again to return to the "Table Request" window.

STEP 4. SAVE the new table request and RUN the request. The output includes both the rates and totals of countable sexual abuse by sex which are presented below.

<u>RATES</u>		
Sex	Estimate	Std Error
1	1.00	0.305
2	3.28	0.432
<u>TOTALS</u>		
Sex	Estimate	Std Error
1	32103	9839
2	100942	13288

Example 5.4: Testing The Difference Between Rates From Two Or More Subgroups

STEP 1. The following instructions demonstrate how to use the NIS-2 Public Use File to test the difference in sexual abuse rates between male and female children in the NIS-2 File. The first step is to complete STEPS 2 and 3 from EXAMPLE 5.3. Next, select "Tables" from the main "Table Request" window. The "Cells" window allows users to define the table cells, in this case the one-dimensional gender table. Choose the CELLS button. With the cursor in the "Cells in Table" section click below the "Cells in Table" section on the SEX=1 box. Next, replace the words "cell1" in the "Cell Label" box with the label MALE. Click on the > button to label this cell. Complete the same for FEMALE, where SEX=2 and click on the > button to label this cell. Both labels should now appear in the "Selected" box. Click on the CLOSE button to return to the "Tables" window.

STEP 2. The "Function" window allows users to compute the difference in estimates for different cells of the table. Click on the FUNCTIONS button to enter this window from the "Tables" window. Name the difference in the rate of sexual abuse between males and females SEXDIF by typing "SEXDIF" in the "Function Statistics" box on the left-hand side of the equation. On the right-hand side on the equation, type "FEMALE - MALE" to complete the difference calculation. Move the equation to the "Selected" box by clicking on the RIGHT ARROW button. On the bottom of this screen, move the SEXRATE variable from the "Source Variable" box to the "Selected" box by highlighting it and clicking on the RIGHT ARROW button. Move the SUM_WGTS variable from the "Selected" box to the "Source Variables" box (if it is not already there) by highlighting it and clicking on the LEFT ARROW button. The difference function will now be calculated on both rates and totals. Click on the CLOSE button to return to the "Tables" window. The two defined cells, MALE and FEMALE should appear in the "Cells" box, and the difference function, FEMALE - MALE should appear in the "Functions" box. Click on the CLOSE button to return to the main "Table Request" window.

STEP 3. SAVE the new table request and RUN the request. The output now includes the difference between males and females in the rate and total estimates of countable sexual abuse, as shown below.

Statistic	Label	Estimate	Error	CI
SEXDIF	SEXRATE	2.29	0.484	(0.94, 3.63)
SEXDIF	SUM_WGTS	68839	15104	(26879, 110808)

The output also contains the test statistic, 4.73, which with 26 degrees of freedom is significant at the 0.01 level ($p < 0.001$). We can therefore reject the null hypothesis and conclude that there is a significant difference between the rate of sexual abuse for boys and girls.

Example 5.5: Obtaining Estimates Of The Incidence of Sexual Abuse For Six Age Groups

The following instructions demonstrate how to use the NIS-2 Public Use File to produce an estimate of the incidence of sexual abuse for each of six different age categories. In what follows, we use "age" to mean age of child at the time the maltreatment was discovered. The reason age is treated as a categorical as opposed to a continuous variable will be explained below. Also note that a child, or equivalently a case, is the unit of analysis.

STEP 1. In the present example, the variable 'age of child at maltreatment' (AGEYRMO) is recoded to the variable REC_AGE by aggregating into the following six categories: 0 - 2 years old; 3 - 5 years old; 6 - 8 years old; 9 - 11 years old; 12 - 14 years old; and 15 - 17 years old. This recoding can be completed in a manner similar to the recoding of the variable REC_SEX in example 3.1 above. In this case, however, REC_AGE should be recoded to equal:

- 1 for AGEYRMO GE 0000 and AGEYRMO LE 0200
- 2 for AGEYRMO GE 0300 and AGEYRMO LE 0500
- 3 for AGEYRMO GE 0600 and AGEYRMO LE 0800
- 4 for AGEYRMO GE 0900 and AGEYRMO LE 1100
- 5 for AGEYRMO GE 1200 and AGEYRMO LE 1400
- 6 for AGEYRMO GE 1500 and AGEYRMO LE 1700

STEP 2. Next we must specify the data that we would like to estimate. We would like to get an estimate of all sexually abused children with countable maltreatment in each of 6 age categories. We will therefore want an estimate of all children with a value of 1 for SEXA2 and a value of 1 for C_TOTAL for each category of REC_AGE.

Select "Tables" from the main menu and then choose NEW. Choose the appropriate data file and click on the OK button. Click on the SUBSET button and type SEXA2=1 and C_TOTAL=1 in the center box. Once the subset is completed, click on the CLOSE button to return to the TABLE REQUEST window. Click on the ANALYSIS button and double click on the SEXA2 variable to move it to the SELECTED box. Click close. Next click on the COMPUTE button. In the COMPUTE STATISTIC box, type T_SEXAB. Move the cursor to the next box to the right and then double click on the variable SEXA2 in the lower left corner, thus moving the variable into the upper box. Next click on the >> to move the whole equation to the upper right hand box. Click on CLOSE.

Next click on the TABLES button. Click NEW. In the TABLE box, double-click on REC_AGE. Click on the >> to move the variable REC_AGE to the selected box. Close the window. A new tables window will appear. Close this window to return to the main TABLES window. In the main TABLE window fill in the OPTIONS box: Adjust the significance (Alpha) level to 0.05, the FACTOR statement (Fpc) to 0.75 and the degrees of freedom (Df) to 27. Save the table request by clicking on the SAVE button.

STEP 3. Run the table request by clicking on the RUN button. Once WesVarPC has finished calculating the estimate, click on the VIEW button to look at the output. The values listed below represent the total estimates of sexual abuse for each age category of the population. For example, the estimated number of children on a national level (including CPS and non-CPS cases) that have been sexually abused between 6 and 8 years old (where REC_AGE=3) is about 20,919. The standard error is 5335.

REC_AGE	Estimate	Standard Error
1	3839	976
2	25992	6308
3	20919	5335
4	23883	6267
5	27318	3829
6	31667	13604

Obtaining Estimates And Variance Estimates For Non-CPS Cases

Example 5.5 demonstrated how to obtain estimates of the incidence of sexual abuse for each of six different age categories. Now suppose we are interested in determining how these estimates differ for CPS and non-CPS cases. Unfortunately, there is no way to calculate non-CPS estimates and to compare them with CPS estimates directly from the NIS-2 data set. However, by subtracting the CPS estimates (CPSROL=1) from the corresponding total estimates we can obtain non-CPS estimates. **Standard errors, however, cannot be calculated in this manner.** If your interest is in obtaining standard errors **and** variance estimates of non-CPS estimates, then a special set of weights (TC_WGT and CREPWT's) must be used. The set of non-CPS weights is available from NDACAN free of charge.

A Cautionary Note For Obtaining Non-CPS Estimates For AGEYRMO

When estimating basic frequency distributions or conducting contingency table analyses a problem arises in generating non-CPS estimates, using the subtraction method, if actual ages are used, as opposed to age groupings. Overestimates or underestimates are particularly susceptible when a variable like AGEYRMO is used in its' disaggregated form. Since estimates calculated within narrowly defined categories are based on a very small number of actual cases they frequently lead to unreliable and even illogical estimates (such as negative values) for non-CPS cases, when they are obtained using the subtraction method.. Because broadly aggregated categories yield more reliable results, we transformed AGEYRMO into a smaller number of categories..

Here's an example which clarifies this problem. Suppose we leave AGEYRMO in its original metric, without aggregating it into broader categories. Table 5.1 presents the population estimates for sexual abuse cases for each of the AGEYRMO values, for three different categories: (1) CPS and Non-CPS cases, (2) CPS-only cases, and (3) Non-CPS cases only (obtained by subtraction).

Although columns 2 and 3 do not warrant suspicion, column 4, which represents the weighted non-CPS cases (obtained by subtraction), generates negative values for estimates at ages 8, 10, 12, and 13, which of course do not make sense. Such absurd values call into question not only the entire non-CPS column but also the column for all cases and the column for CPS cases that generated the non-CPS column.

Table 5.1. Weighted Frequency Table Of Sexually Abused Cases By Single-Digit Ages --CPS And Non-CPS Cases, CPS Only Cases, And Non-CPS Only Cases

COLUMN 1	COLUMN 2	COLUMN 3	COLUMN 4
<u>AGE</u>	<u>CPS and Non-CPS FREQUENCY</u>	<u>CPS FREQUENCY</u>	<u>Non-CPS FREQUENCY</u>
0	150.462		150
1	588.395		588
2	3100.15	2915.25	3100 - 2915 = 185
3	9561.75	6035.31	9562 - 6035 = 3527
4	11656.2	6711.11	11656 - 6711 = 4945
5	4774.14	4254.76	4774 - 4255 = 519
6	7497.45	7190.53	7497 - 7191 = 306
7	6549.78	4521.77	6550 - 4521 = 2029
8	6871.59	7053.75	6872 - 7054 = -182
9	11245.3	6539.14	11245 - 6539 = 4706
10	5438.9	5610.92	5439 - 5610 = - 171
11	7199.14	6602.53	7199 - 6602 = 597
12	4688.85	4847.87	4689 - 4848 = -159
13	11969.4	12698.2	11969 - 12698 = - 729
14	10659.8	7414.63	10660 - 7415 = 3245
15	13639.1	7435.44	13639 - 7435 = 6204
16	11341.3	7187.5	11341 - 7187 = 4154
17	6686.91	3469.32	6690 - 3470 = 3220

One possible solution is to assign an estimate of zero to the negative estimates of non-CPS cases, but this inevitably throws off the row and column percentages, and may not be an accurate reflection of the population. Another possible solution is to use the special weight for non-CPS cases (TC_WGT) that can be obtained from Westat, although this weight is laden with some nonstandard assumptions. A final possible solution is to collapse categories, which makes negative estimates less likely to appear. It is recommended that continuous-type variables like age of maltreatment be combined into categories so that each category contains at least 3 consecutive ages. This procedure of broadening the categorical levels of a continuous-type variable, and hence increasing the relative precision of the estimates, is the one is recommended. This is a suitable alternative that tends to offer the most reliable estimates which counter the variability inherent in the weighting procedure, and it is the alternative least prone to bias. Fortunately, an overwhelming majority of NIS-2 variables contain responses that are discrete (as opposed to continuous) in nature.

A continuous variable like age of child at maltreatment does not pose a problem, however, when all of its values are taken collectively in a statistical analysis. For example, if AGEYRMO were used as a predictor variable in a regression analysis or if interest lies in comparing and testing the mean AGEYRMO between boys and girls, then age of child at maltreatment can be treated as a continuous variable without cause for concern.

Example 5.6: Testing The Difference Between Means From Two Or More Subgroups

Suppose we are interested in determining whether there is evidence of a difference in the average age of maltreatment between boys and girls (at a significance level of .01), where each sex is looked upon as coming from a distinct (i.e. mutually exclusive) subgroup of the population or, in other words, contains either all boys or all girls. What follows can be easily extended to the case of more than two subgroups.

STEP 1. A new age variable must be created from AGEYRMO. The new variable, AGE, will have a distinct value for each age from 0 to 17. From the main menu, select the "Format" window and then "Recodes". Choose the appropriate data file and then click on the OK button. Select DISCRETE. Name the variable AGE by typing "AGE" in the "New Variable Name" box. Click on the SELECT button. Move the AGEYRMO variable from the "Source Variable" box to the "Selected" box and click on the CLOSE button. Highlight each of the rows for AGEYRMO=1 through AGEYRMO=11. Enter the new value of "0". Click on the "V" bar to enter the population value. For all of the other values of AGEYRMO, the recoded value for AGE will equal AGEYRMO/100. For example, when AGEYRMO=0100, AGE=1 and for AGEYRMO = 1700, AGE=17. When the recoding is complete, click on the CLOSE button to exit this window. Click on the CREATE button to create the new AGE variable.

STEP 2. Once the AGE variable has been created, return to the "Tables" window and begin a new table request. Subset the data to countable maltreatment in the "Subset" window by indicating "C_TOTAL=1". From the "Table Request" window, specify the data items that will be produced in the "Output" window, and specify the OPTIONS in the main "Table Request" window (Alpha=0.01, Fpc=0.75, Df=26).

STEP 3. Click on the ANALYSIS button and Click SEX into the “Selected” box. Close the Window to return to the main “Table Request” window. Click on the COMPUTE button to calculate the rate of mean age of maltreatment. Name the mean age of maltreatment by typing "MEANAGE" in the "Compute Statistic" box. Enter MEAN(AGE) on the other side of the "Compute Statistic" box. Move the entire equation to the "Selected" box by clicking on the >> button in the middle of the screen. Click on the CLOSE button to return to the "Table Request" window. From this window, click on the TABLES button, and then NEW to specify the subgroup. Move the SEX variable from the “Source Variable” box to the “Table” box and then to the “Selected” box. Click on the CLOSE button to return to the “Tables” window. Choose the CELLS button. In the “Cells in Table” section click SEX=1. Next type MALE in the “Cell Label” box. Click on the > button to label this cell. Complete the same for FEMALE, where SEX=2 and click on the > button to label this cell. Both labels should now appear in the "Selected" box. Click on the CLOSE button to return to the "Tables" window.

Click on the FUNCTIONS button to enter this window from the "Tables" window. Name the difference in the mean age of maltreatment between males and females AGEDIF by typing "AGEDIF" in the "Function Statistics" box on the left-hand side of the equation. On the right-hand side on the equation, type "FEMALE - MALE" to complete the difference calculation. Move the equation to the "Selected" box by clicking on the RIGHT ARROW button. On the bottom of this screen, move the MEANAGE variable from the "Source Variable" box to the "Selected" box by highlighting it and clicking on the RIGHT ARROW button. Move the SUM_WGTS variable from the "Selected" box to the "Source Variables" box by highlighting it and clicking on the LEFT ARROW button. The difference function will now be calculated on the average age of maltreatment. Click on the CLOSE button to return to the "Tables" window. The two defined cells, MALE and FEMALE should appear in the "Cells" box, and the difference function, FEMALE - MALE should appear in the "Functions" box. Click on the CLOSE button to return to the main "Table Request" window.

STEP 4. SAVE the new table request and RUN the request. A section of the output is listed below and includes the difference between males and females in the mean age of maltreatment.

Statistic	Label	Estimate	Std Error	99% CI
MEANAGE	1 (Male)	9.34	0.52	(7.9, 10.78)
MEANAGE	2 (Female)	10.16	0.588	(8.53, 11.8)
MEANAGE	Total	9.79	0.516	(8.36, 11.23)
MEANAGE	AGEDIF	0.82	0.43	(-0.37, 2.02)

Example 5.7: Contingency Table Analysis

WesVarPC can do contingency table analysis for a two-way table. Specifically, we can test for the independence of two categorical variables that form a contingency table.

This is generally equivalent to saying that we can determine if there are significant differences between proportions in any number of subgroups or populations.

The following example demonstrates how to use the NIS-2 File to determine if there is evidence of a relationship between sex of maltreated child (SEX) and age at which the child was maltreated (using the six age categories defined in Example 5.5, REC_AGE).

STEP 1. Select the “Tables” menu and begin a new table request. Click on the ANALYSIS button and double click on the REC_AGE variable to move it to the SELECTED box. Click CLOSE. Next, click on the COMPUTE button. In the COMPUTE STATISTIC box, type T_SEXMAL. Move the cursor to the next box to the right and then double click on the variable REC_AGE in the lower left corner to move the variable

into the upper box. Next, click on the >> to move the whole equation to the upper right hand box. click on CLOSE.

Click on the TABLES button, and then NEW. In the TABLE box, double-click on SEX and then on REC_AGE. Next, click on the >> to move the equation to the equation to the "Selected" box. Click CLOSE. Choose the options RS2 and RS3. Click CLOSE. In the main TABLE REQUEST window under OPTIONS, designate Fpc = 0.75. SAVE the new table request and RUN the request.

The analysis reveals the number of cases in each cell (e.g. for males (sex=1) there are an estimated 64423.41 cases in the 0-2 age group with a standard error of 7556.282) as well as the values for three chi-square tests. The results of the Chi-Square tests are shown below.

Chi-Square	D.F.	Value	Prob
Pearson	5	40.96	0.000
RS2	5	7.88	0.163
RS3	3.57	5.52	0.19

The Pearson chi-square statistic is the standard chi-square statistic applied to the weighted estimates, but it assumes a simple random sample (i.e., it does not take into account the design effect when computing the standard error of the weighted estimates). The other two chi-square statistics rely on a modification of the Pearson chi-square statistic using an estimated "design effect", which is used to access the loss or gain in precision of sample estimates from a simple random sample with replacement. (A design effect above 1 reduces the sample size for the statistical analysis, which is typical of complex survey data; a design effect below 1 increases the sample size for the statistical analysis, which is favorable as the statistical power of the test increases.) The WesVarPC documentation discusses the benefits and costs of these modified chi-square statistics. In general, the RS3 chi-square statistic is likely to give the most reliable result,

so we mostly rely on the conclusions rendered by the RS3 chi-square statistic to test our hypothesis of interest.

At the .05 level of significance, both modified chi-square statistics, (including RS3) indicate that there is no strong global relationship between sex of maltreated child and age at which maltreatment occurred. This is equivalent to saying that modified chi-square statistics show no strong evidence that the proportions of males (or females) who have been maltreated are different among the six age categories. That is, we cannot unequivocally reject the null hypothesis that the proportion of males maltreated from 0 to 2 = proportion of males maltreated 3 to 5 = proportion of males maltreated from 6 to 8 = proportion of males maltreated from 9 to 11 = proportion of males maltreated from 12 to 14 = proportion of males maltreated from 15 to 17.

VI. CONDUCTING A LOGISTIC REGRESSION ANALYSIS

Over the last decade the logistic regression model has become the standard way to describe the relationship between a binary or dichotomous response (dependent) variable and one or more explanatory (independent) variables, which can be categorical or continuous. This user's guide does not provide a general introduction to logistic regression. The reader who is unfamiliar with logistic regression can consult books by Kleinbaum, Kupper, and Morgenstern (1982) and Hosmer and Lemeshow (1989) for a detailed exposition on the subject. The WesVarPC manual (Westat, Inc.) also gives a general introduction to logistic regression.

Logistic Regression Using WesVar PC

Standard methods for analyzing a logistic regression model, such as the method used in the PROC LOGIST procedure in SAS (Harrell 1989), assume that the observations come from a simple random sample. When data come from complex samples, however, a modification of the usual methods must be employed to reflect the effects of clustering, stratification, or other features of the sample design. CPLX (Fay 1985) and WesVarPC (Westat, Inc.) are two computer programs that fit a logistic regression model to a binary dependent variable for data taken from surveys employing complex sample designs. Here we use the WesVarPC program because of our familiarity with it. Using WesVarPC for NIS-2 also requires a full sample weight (TBWGT for all cases or TAWGT for CPS-only cases) and the corresponding 28 replicate weights.

One major impetus for performing a logistic regression analysis is comparing those who have experienced an event with those who have not. But since the NIS-2 data set does not contain data on nonvictims, odds ratio comparisons between victims and nonvictims cannot be made. This means that we cannot apply a logistic regression model to distinguish victims from nonvictims on the basis of a set of possible risk factors. What we can do, however, is to compare those who have experienced sexual abuse with those who only experienced physical abuse; or compare those who have experienced abuse with those who only experienced neglect.

Daro, Jones, and McCurdy (1990) point out that the need for weights in multivariate analyses depends "on the question to be answered and the way the model is specified" (p. 6). They are correct in stating that if the weighting variable is a function of the

independent variables in the model and not a function of the dependent variable, then using the unweighted slope estimates give consistent estimates of the true regression slopes. ("Consistent" in the sense that the sample estimate approaches its' true population parameter as the sample size approaches infinity.) However, weighting (e.g., by using the TBWGT) is generally needed in NIS-2 to arrive at consistent slope estimates in a regression model, because the weight variable is not solely a function of a set of independent variables and depends not inconsiderably on other factors such as the nonresponse and duplication adjustments, annualization factor, evaluation corrections, and weeks correction.

In addition, given the complicated nature of the survey design, including all relevant weight-related independent variables may make the model unwieldy enough to warrant weighting the data. Furthermore, even if consistent slope estimates were obtained from the unweighted data, a special software package like WesVarPC in combination with the appropriate replicate weights file is still needed for a multivariate analysis to provide accurate standard errors, so that hypothesis tests and confidence intervals of the regression coefficients can be reliably obtained.

Caveats About Logistic Regression And The NIS-2 File

A couple of general remarks are warranted before using logistic regression to analyze the weighted NIS-2 data. First, the F statistic to test the overall fit of the model and the t statistic to test the significance of an individual regression coefficient may not be accurate for a "large" number of predictors. Some precautionary comments about the susceptibility of the F and t statistics, along with a few remedial strategies, are warranted before analyzing the weighted data. We know that a t statistic tests the statistical significance of an individual parameter estimate, and the overall F statistic tests the hypothesis that all parameters are simultaneously zero except for the intercept parameter. The t statistic and the F statistic are asymptotic (large-sample) approximations that depend on the degrees of freedom for estimating the sample variances and covariances of the estimated logistic regression coefficients. The maximum degrees of freedom for the t statistic and for the denominator of the F statistic is equal to the number of replicates, which equals 28 in the NIS-2 data set. However, the actual degrees of freedom for the t statistic is less and equals 21, the number of stated replicates (28) minus 7. The number 7 was technically derived by Westat (Rust 1991) and must be used to adjust t-tests in WesVarPC. The actual degrees of freedom in the denominator of the F statistic is also less, and equals the number of replicates actually used (which is 21 for NIS-2) minus the number of predictors plus 1. (The actual degrees of freedom in the numerator of the F statistic is equal to the number of predictors.)

Consequently, the t and F tests computed by WesVarPC are approximately valid only if the number of predictors is small. As more regressors are added to the model, hypothesis tests for testing the significance of individual population regression coefficients, as well as for testing the overall hypothesis that all population regression coefficients are simultaneously zero, become more unreliable (Westat, Inc., 1990; Korn and Grauband 1990). The actual type I error (i.e, the actual probability of rejecting a true null hypothesis) can be far from the nominal (or stated) type I error, which is often set at .05.

One way to address this concern is to follow a common-sense strategy of reducing the number of independent variables before testing. Another strategy is to apply the Bonferroni method (Miller 1981; Darlington 1990), which could be coupled with reducing the number of independent variables before testing. The Bonferroni method

has been shown to be an attractive alternative when the number of regression (beta) coefficients approaches the actual degrees of freedom available for estimating the variances and covariances of the regression coefficients, as is typically the case for complex survey data (Korn and Grauband 1990). The Bonferroni procedure is appropriate as long as the number of regression coefficients does not exceed the actual degrees of freedom for variance and covariance estimation of the regression coefficients (21 for NIS-2). Users should not perform a logistic regression analysis, even with a Bonferroni correction, when the number of regression coefficients exceeds the actual degrees of freedom for variance and covariance estimation of the regression coefficients.

What follows is an example of logistic regression using WesVar PC:

Example 6.1: What are the odds of a child being sexually abused instead of physically abused? (weighted analysis)

We may wish to quantify the odds of a child being sexually abused as opposed to being physically abused as a function of several background characteristics by weighting the data in accordance with its complex data structure. We let the binary dependent variable (labeled SEXPHY) equal 1 if a child was sexually abused and 0 if a child was physically abused but not sexually abused. If a child was both sexually abused and physically abused, he or she is classified as sexually abused. Four explanatory variables from the NIS-2 dataset thought to be relevant include age of child at maltreatment (AGEYRMO), sex of child (SEX), ethnicity (ETHNICY), and income (INCOME). Each will need to be recoded to one (or more) dichotomous variable.

In this example, age of child at maltreatment, which takes discrete values in years, is broken into a preteen category (AGEMAL=0 for ages 0 through 12 years old) and a teenage category (AGEMAL=1 for ages 13 through 17 years old); sex is of course male (SEXMAL = 0) and female (SEXMAL = 1); ethnicity as we use it distinguishes between white children and non-white children by collapsing black and other into one category (RACE: 1=white, 0=black or other). Finally, income (coded as INCOME: 1=less than \$15000, 2=\$15000 - \$29999, 3= \$30000 or more) is used to create two new variables. (INCH=1 when INCOME=3. INCH=0 when INCOME=1 or INCOME=2.) (INCM=1 when INCOME=2. INCM=0 when INCOME=1 or INCOME=3).

We should also explore the possibility of interactions in the multiple logistic regression model. Substantive knowledge tends to play a role here. Non-white low-income children may experience more of one type of abuse (sexual or physical) than non-white middle-income children or non-white high-income children, or white low-income children may experience more of one type of abuse than white middle-income children or white high-income children. In other words, there may be an interaction between race and income, due to their possible joint effect on type of abuse. We will include two race by income interaction terms in the model.

In this regression analysis, our attention concentrates on all (both CPS and non-CPS) cases that have been sexually abused or physically abused. These children may or may not have been neglected. The binary outcome variable SEXPHY is regressed on AGEMAL, SEXMAL, RACE, INCM, INCH, RACINCM, and RACINCH. The following steps demonstrate the coding of the new variables as well as the analysis of the logistic regression using WesVar PC.

STEP 1: Select “Format” from the main menu and then choose “Recodes”. Choose the appropriate data file and click on the OK button. At the CREATE RECODES window, click on the DISCRETE button and at the next RECODE window click on the SELECT button. Click on the variable to be recoded and then hit the >> key to move the variable into the SELECTED box. (For example start with the AGEYRMO variable) Click the CLOSE button. The next window allows you to recode the AGEYRMO variable. First click in the NEW VARIABLE NAME box and type in the variable name AGEMAL. Next, click on each of the age values less than or equal to 12. Click in the NEW VALUE box and type “0”. Hit the V to assign the new values. Next click on each of the age values from 13 to 17. Click in the NEW VALUE box and type “1”. Hit the V to assign the new values. Click the CLOSE button. Repeat the above procedure to recode each of the other required variables (SEXMAL, RACE, INCH and INCM).

STEP 2: Select “Regression” from the main menu and then choose “New”. Choose the appropriate data file and click on the OK button. At the CREATE REGRESSION REQUEST window specify the model type as LOGISTIC. Hit the NEW button. Double-click on the variable SEXPHY to move it into the TERM box. See that the circle which indicates the dependent variable box is highlighted. Click on the >> to move the variable into the DEPENDENT VARIABLE box. Next, highlight the circle which indicates the INDEPENDENT VARIABLE box. Move each of the independent variables (AGEMAL

SEXMAL RACE INCOMEM and INCOMEH) as above. To include interaction terms (RACE * INCM AND RACE * INCH), double click a term into the TERM box, hit the X button and then the click on the next term. Finally, hit the >> to move each of the interactions (one at a time) into the independent variable box.

STEP 3: In the options box, adjust the Df to “21” (There are only 21 degrees of freedom actually available for variance/covariance estimation in the NIS-2 data (Rust, 1991)). **Normally the FACTOR statement would be adjusted to 0.75, however the current version of WesVar PC does not allow for this. As a result, all standard errors, F and t statistics must be adjusted as described in the next section.** Hit CLOSE. RUN and then VIEW the request.

Adjustments To The WesVar PC Analysis

Note that the jackknife procedure JK2 has been specified for analyses of the NIS-2 data. This procedure, though, in and of itself is not entirely appropriate and sufficient for use with the NIS-2 data (Rust 1991). When obtaining population estimates in the previous examples, this was addressed and corrected by including the FACTOR (Fpc=0.75) statement. However, the current version of WesVarPC does not provide the FACTOR option in logistic regression. WesVarPC still produces appropriate estimates of model parameters, but **the values of standard errors and test statistics must be modified.** In this instructional manual this is accomplished by having the user multiply all standard errors appearing on the output by a factor of $\sqrt{.75} = .8660$. Correspondingly, all outputted t and F test statistic values must be multiplied by a factor of $\sqrt{1/.75} = 1.1547$. Failure to make this adjustment will generally understate the statistical significance of all findings. Table 6.1 shows some of the output that is given by WesVar PC and the adjustments that were made to obtain the correct standard errors, test statistics and p-values.

Table 6.1 Estimated Full-Sample Regression Coefficients

A	B	C	D	E	F	G
Parameter	Parameter Estimate	WesVar PC Standard Error	Adjusted Standard Error (Column C * 0.866)	Wes Var PC T-Statistic	Adjusted T-Statistic (Column E * 1.1547)	p-Value from the Adjusted T (using 21 Df)
Intercept	-2.16	1.031	0.893	-2.09	-2.41	0.0252
AGEMAL	-0.10	0.432	0.374	-0.22	-0.25	0.8050
SEXMAL	1.03	0.648	0.561	1.59	1.836	0.0806
RACE	1.11	0.615	0.533	1.81	2.09	0.0489
INCH	0.06	1.438	1.245	0.04	0.046	0.964
INCM	0.04	0.753	0.652	0.05	0.058	0.954
RACINCH	-0.08	1.373	1.189	-0.06	-0.069	0.946
RACINCM	-0.64	0.626	0.542	-1.02	-1.178	0.252
Hypothesis Testing Results Obtained From WesVar PC:						
Test	F Value	Num Df	Denom Df	Prob F		
Overall Fit	1.48	7	15	0.247		
Hypothesis Testing Results Adjusted (Multiplied F Value by 1.155)						
Overall Fit	1.71	7	15	0.181		

Interpretation

Consider the overall (global) null hypothesis which states that all regression coefficients are simultaneously zero. The WesVar PC procedure tests this hypothesis using the F statistic with the numerator degrees of freedom equal to the number of predictors (7) and the denominator degrees of freedom equal to the number of replicates (21) minus the number of predictors plus 1. The p-value for the F-test is 0. Therefore we cannot reject the null hypothesis that all of the regression coefficients are simultaneously zero.

T-tests may also be conducted to test each of the individual null hypotheses that the parameter estimates equal zero. If more than one T-test is to be conducted then the Bonferroni procedure should be used to adjust the individual significance levels.

A meaningful interpretation needs to be given to the individual parameter estimates of the other predictors. Consider the variable SEXMAL. The estimated coefficient of 1.03 for SEXMAL indicates that the log-odds ratio of sexual abuse over physical abuse is 1.03 times greater for females than males.

REFERENCES

The references for this document are divided into three sections: The first section is a listing of documents produced from the NIS-2 Public Use File. The second section is a listing of documents related to the NIS-2. The third section is a listing of publications that were consulted in the construction of this document.

Documents Produced from the Dataset

Ards, S. and Harrell, A. (1991). *Final report: Reporting of child maltreatment: A secondary analysis of the National surveys of child abuse and neglect*. Washington, DC: The Urban Institute.

Ards, S. (1992). Understanding Patterns of Child Maltreatment. *Contemporary Policy Issue*, 10, (4), 39-50.

Ards, S. and Harrell, A. (1993). Reporting of child maltreatment: A secondary analysis of the National incidence surveys. *Child Abuse and Neglect*, 17, 337-344.

Ards, S. (October 1989). Estimating local child abuse. *Evaluation Review*, 13, (5), 484-515.

Cappelleri, J.C., Eckenrode, J., and Powers, J.L. (1991). *A user's guide for the second National incidence study*. Ithaca: Cornell University, National Data Archive on Child Abuse and Neglect.

Cappelleri, J.C., Eckenrode, J. and Powers, J.L. (1993). The epidemiology of child abuse: Findings from the second National incidence and prevalence study of child abuse and neglect. *American Journal of Public Health*, 83 (11), 1622-24.

Jones, E.D. and McCurdy, K. (1992). The links between types of maltreatment and demographic characteristics of children. *Child Abuse and Neglect*, 16, 201-215.

National Committee for Prevention of Child Abuse. *Reliability and validity of the National incidence of child abuse and neglect study conducted by Westat Associates in 1988: Methodological review*.

Peters, S. D., Wyatt, G.E. and Finkelhor, D. Prevalence. In *Child Sexual Abuse* (pp. 15-59).

Samples, F. (1992, May). *Maternal age and child maltreatment: Are adolescent mothers really at a greater risk of maltreatment than older mothers?* Paper presented at the eighth biennial National Symposium on Child Victimization, Washington, D.C.

Sedlak, A.J. (1990). *Technical amendment to the study findings--National incidence and prevalence of child abuse and neglect: 1988*. Washington, D.C.: National Center on Child Abuse and Neglect Administration for Children, Youth and Families Office of Human Development Services and US department of Health and Human Services.

Sedlak, A.J. (1991, September). *Deriving variables from the NIS-2 data: Examples of derivations of variables beyond those contained in the NIS-2 public use tape*. Prepared for Skill Seminar at the Ninth National Conference on Child Abuse and Neglect, Denver, CO.

Sedlak, A.J. (1991, September). *Second National incidence study on child abuse and neglect (NIS-2): Overview of study design and methodology*. Prepared for Skill Seminar at the Ninth National Conference on Child Abuse and Neglect, Denver, CO.

Sedlak, A.J. (1991a). *National incidence and prevalence of child abuse and neglect: 1988--Revised report*. Rockville, MD: Westat, Inc.

Sedlak, A.J. (1991, February). *National prevalence of child abuse and neglect*. Paper prepared for the Conference on Child Welfare Reform Experiments, sponsored by the American Enterprise Institute, Washington, D.C.

Sedlak, A.J. (1991, September). *Risk factors for the occurrence of child abuse and neglect and predictors of CPS investigation*. Paper prepared for the Ninth National Conference on Child Abuse and Neglect, Denver, CO.

Sedlak, A.J. (1991b). *Supplementary analyses of data on the National incidence of child abuse and neglect--Revised report*. Washington, D.C.: American Enterprise Institute.

Sedlak, A.J. (1992, August). *Demographic research and child abuse*. Paper presented at the Centennial Convention of the American Psychological Association, Washington, D.C.

Sedlak, A.J. (1992). *Study of high risk child abuse and neglect groups: NIS-2 reanalysis report*. (Contract no. 105-85-1702). Washington DC: National Center on Child Abuse and Neglect, Administration for Children and Families, U.S. Dept. of Health and Human Services.

Sedlak, A.J. (1993, January). *Estimating the National prevalence of child abuse from sentinel data*. Paper presented at the winter conference of the American Statistical Association, Fort Lauderdale, FL.

Sedlak, A.J. (1993, March). *Risk factors for child abuse and neglect in the U.S.* Paper presented at the 4th European Conference on Child Abuse and Neglect, Rockville, MD: Westat, Inc.

Sedlak, A.J., and Finkelhor, D. (1989, October). *New findings from the second National incidence study of child abuse and neglect.* Workshop presented at the Eighth National Conference on Child Abuse and Neglect, Salt Lake City, Utah.

Sedlak, A.J. and McFarland, J. (1988). *Study of National incidence and prevalence of child abuse and neglect: Report on nonpayment of child support/child maltreatment study.* Washington, D.C.: National Center on Child Abuse and Neglect, OHDS and DHHS.

U.S. Department of Health and Human Services (1988). *Study findings: Study of the National incidence and prevalence of child abuse and neglect: 1988.* Washington, D.C.: U.S. Department of Health and Human Services Publication (Office of Human Development Services).

U.S. Department of Health and Human Services (1988). *Report on data collection: Study of the National incidence and prevalence of child abuse and neglect: 1988.* Washington, D.C.: U.S. Department of Health and Human Services Publication (Office of Human Development Services).

U.S. Department of Health and Human Services (1988). *Report on data processing and analyses: Study of the National incidence and prevalence of child abuse and neglect: 1988.* (105-85-1702) Washington, D.C.: U.S. Department of Health and Human Services Publication (Office of Human Development Services).

U.S. Department of Health and Human Services (1993). *A report to Congress: Study of child maltreatment in alcohol abusing families: 1993.* Washington, D.C.: U.S. Department of Health and Human Services Publication.

U.S. Department of Health and Human Services (1993). *A report to Congress: Study of high risk child abuse and neglect groups: 1993.* Washington, D.C.: U.S. Department of Health and Human Services Publication.

Documents Related to the Dataset

Finkelhor, D., and Hotaling, D. (1984) Sexual abuse in the national incidence study of child abuse and neglect. *Child Abuse Negl.* 8, 22-32.

Sedlak, A.J., Hantman, I., and Schultz, D. (1997). *Third National Incidence Study of Child Abuse and Neglect (NIS-3) Public Use Files Manual*. Washington, DC: U.S. Department of Health and Human Services Publication (Office of Human Development Services).

U.S. Department of Health and Human Services, Office of Human Development Services, National Center on Child Abuse and Neglect. (1988). *Report on Data Collection: Study of the National Incidence and Prevalence of Child Abuse and Neglect*. Washington, DC: U.S. Department of Health and Human Services Publication (Office of Human Development Services).

U.S. Department of Health and Human Services, Office of Human Development Services, National Center on Child Abuse and Neglect. (1988). *Report on Data Processing and Analysis: Study of the National Incidence and Prevalence of Child Abuse and Neglect*. Washington, DC: U.S. Department of Health and Human Services Publication (Office of Human Development Services).

U.S. Dept of Health and Human Services, Office of Human Development Services, National Center on Child Abuse and Neglect. (1988). *Study Findings: Study of the National Incidence and Prevalence of Child Abuse and Neglect*. Washington, DC: U.S. Department of Health and Human Services Publication (Office of Human Development Services).

U.S. Dept of Health and Human Services, Office of Human Development Services, National Center on Child Abuse and Neglect. (1996). *Study Findings: The Third National Incidence Study of Child Abuse and Neglect*. Washington, DC: U.S. Department of Health and Human Services Publication (Office of Human Development Services).

References for this document

Cochran, W.G. (1977). *Sampling Techniques* (third edition). New York: John Wiley & Sons.

Darlington, R.B. (1990). *Regression and linear models*. New York: McGraw-Hill.

Daro, D.D., Jones, E.D., and McCurdy, K. (1989). *Reliability and validity of the National Incidence of Child Abuse and Neglect Study conducted by Westat Associates in 1988: Methodological review*. Unpublished manuscript submitted to the U.S. Department of Health and Human Services, Assistant Secretary for Planning and Evaluation.

Fay, R.E. (1983). *CPLX - Contingency table analysis for complex sample design: Program documentation*. U.S. Bureau of the Census.

Flyer, P. and Mohadjer, L. (1988). The WESVAR procedure. Rockville, Maryland: Westat Inc.

Harrell, F.E. (1986). The LOGIST procedure in Chapter 23 of SUGI supplemental library user's guide (version 5 edition). Cary, NC: SAS Institute Inc.

Hosmer, D.W. and Lemeshow, S. (1989). *Applied logistic regression*. New York: John Wiley & Sons.

Kish, L. (1965). *Survey Sampling*. New York: John Wiley & Sons.

Kleinbaum, D.G., Kupper, L.L., and Morgenstern, H. (1982). *Epidemiologic research: Principles and quantitative methods*. New York: Van Nostrand Reinhold.

Korn, E.L., and Graubard, B.I. (1990). Simultaneous testing of regression coefficients with complex survey data: Use of Bonferroni t statistics. *The American Statistician* 44 (4): 270-276.

Lee, S.L., Forthofer, R.N., and Lorimor, R.J. (1989). *Analyzing complex survey data*. Newbury Park, Ca: Sage.

Miller, R.G., Jr. (1981). *Simultaneous statistical inference* (second edition). New York: McGraw-Hill.

Rust, K. (1991). Written correspondence.

Sedlak, A.J., Hantman, I., and Schultz, D. (1997). *Third National Incidence Study of Child Abuse and Neglect (NIS-3) Public Use Files Manual*. Washington, DC: U.S. Department of Health and Human Services Publication (Office of Human Development Services).

Shah, B.Y., Folsom, R.E., Harrell, F.E., and Dillard, C.N. (1984). *Survey data analysis software for logistic regression*. Research Triangle Institute final report, work assignment 74. Research Triangle Park, NC: Research Triangle Institute.

Westat, Inc. (1997). *A User's Guide to WesVarPC*. Rockville, MD. Westat.

APPENDIX A

PROTECTIVE SERVICES DATA FORM (CPS Long Form)

PROTECTIVE SERVICES (PS) DATA FORM

NATIONAL STUDY OF CHILD MALTREATMENT

 OMB No.: 09800176
 Expires: December 1986

 Conducted for:
 National Center on Child Abuse and Neglect, DHHS

 Conducted by:
 Westat, Inc., 1650 Research Blvd., Rockville, Maryland 20850

1. _____ PS (PROTECTIVE SERVICES) CASE NO.	2. ____/____/____ DATE OF REPORT TO PS	3. _____ NAME OF INVESTIGATING PS WORKER	4. ____/____/____ DATE FORM COMPLETED
---	---	---	--

5. PARENT(S)/SUBSTITUTE(S) IN HOME

	AGE IN YEARS	SEX (M or F)	ALLEGED ROLE (A)	EMPLOYMENT (B)	ETHNIC GROUP (C)
a. Mother/Substitute: 1 - Present 2 - Absent 9 - Status unknown		F			
b. Father/Substitute: 1 - Present 2 - Absent 9 - Status unknown		M			

(A) ALLEGED ROLE CODE:

- 1 - Maltreated the child
- 2 - "Permitted" maltreatment by others
- 3 - Not involved
- 9 - Unknown

(B) EMPLOYMENT CODE:

- 1 - Employed full-time
- 2 - Employed part-time
- 3 - Unemployed, looking for work
- 4 - Not in labor force
- 9 - Unknown

(C) ETHNIC GROUP CODE:

- 1 - American Indian/Alaskan Native
- 2 - Asian/Pacific Islander
- 3 - Black, not of Hispanic origin
- 4 - Hispanic
- 5 - White, not of Hispanic origin
- 6 - Other (Specify) _____
- 9 - Unknown

6. OTHER INVOLVED ADULTS, IF ANY. Specify relationship (e.g., mother's boyfriend, babysitter)

a. _____	AGE IN YEARS	SEX (M or F)	ALLEGED ROLE (A)	EMPLOYMENT (B)	ETHNIC GROUP (C)
b. _____					

7. NUMBER OF CHILDREN UNDER 18 IN HOUSEHOLD: ____ (List below, beginning with alleged victims)

CHILD'S FIRST NAME AND INITIAL LETTER OF LAST NAME	AGE IN YEARS	BIRTHDATE	SEX (M or F)	RELATIONSHIP TO: (D)	CHILD ROLE (E)
FIRST NAME INITIAL		MO DA YR		MOTHER/ SUB FATHER/ SUB	ALLEGED INDI- CATED
a.					
b.					
c.					
d.					
e.					
f.					

(D) RELATIONSHIP TO PARENT/
SUBSTITUTE CODE:

- 1 - Natural child
- 2 - Step child
- 3 - Foster child
- 4 - Adopted child
- 5 - Grandchild
- 6 - Other (SPECIFY) _____
- 9 - Unknown

(E) CHILD ROLE CODE:

- 1 - Victim
- 2 - Not a victim
- 9 - Unknown

8. LOCATION OF HOUSEHOLD: City/Town:

County:

State:

9. ESTIMATED ANNUAL FAMILY INCOME:

- 1 - Less than \$15,000
- 2 - \$15,000 - \$29,999
- 3 - \$30,000 or more

10. FAMILY RECEIVING AFDC?

- 1 - Yes 9 - Unknown
- 2 - No

11. STATUS OF COURT ORDERED CHILD SUPPORT PAYMENTS TO FAMILY:

- 1 - Up-to-date 3 - Not applicable
- 2 - Delinquent 9 - Unknown

12. SOURCE OF THIS REPORT TO PS:

- | | | |
|---|--|-------------------------------------|
| 1 - Other unit of this DSS/Welfare Dept. | 6 - School | 11 - Social/family service agency |
| 2 - DSS/Welfare Dept. in other state/county | 7 - Day care program | 12 - Self, family member, relative |
| 3 - Police/Sheriff | 8 - Hospital | 13 - Individual unrelated to family |
| 4 - Probation/Corrections Dept. | 9 - Medical clinic/office not in hosp. | 14 - Anonymous |
| 5 - Coroner/Medical Examiner | 10 - Mental health facility/agency | 15 - Other (SPECIFY) _____ |

12a. TYPE OF REPORT SOURCE:

- 1 - Public agency 2 - Private facility or professional 3 - Individual

13. PARENT/SUBSTITUTE RESPONSE TO PS ASSESSMENT (Enter code number in spaces indicated; answer a. and b. for both Parents/Substitutes)

- | | | | |
|----------------------------|-------------------|----------------------------|----------------------------------|
| a. Mother/Substitute _____ | 1 - Cooperative | b. Mother/Substitute _____ | 1 - Acknowledged allegation |
| | 2 - Uncooperative | | 2 - Denied allegation |
| Father/Substitute _____ | 3 - Not contacted | Father/Substitute _____ | 3 - Not contacted/not applicable |

14. STATUS OF PS ASSESSMENT:

- 1 - Founded 2 - Indicated 3 - Unfounded

15. GIVE A BRIEF EXPLANATION OF BASIS FOR ASSESSMENT AND, IF UNFOUNDED, SUMMARIZE ALLEGATION.

[illegible]

Effects of Suspected Maltreatment

ANSWER CODES

<p>(A) FORM(S) OF MALTREATMENT</p> <p><u>Sexual Exploitation</u></p> <p>1 - Intrusion (acts involving penile penetration - oral, anal or genital; e.g., rape, incest)</p> <p>2 - Molestation with genital contact</p> <p>3 - Other or unknown sexual exploitation</p> <p><u>Other Abusive Treatment</u></p> <p>4 - Physical assault</p> <p>5 - Close confinement (tying, locking in closet, etc.)</p> <p>6 - Verbal or emotional assault (threatening, belittling, etc.)</p> <p>7 - Other or unknown abuse</p> <p><u>Inattention to Remedial Health Care Needs</u></p> <p>8 - Refusal to allow or provide needed care for diagnosed condition or impairment</p> <p>9 - Unwarranted delay or failure to seek needed care for serious injury, illness, or impairment</p> <p><u>Inattention to Physical Needs</u></p> <p>10 - Refusal of custody (abandonment, expulsion, refusal to accept custody of runaway, etc.)</p> <p>11 - Inadequate supervision</p> <p>12 - Other physical neglect (inadequate nutrition/clothing, unhygienic/dangerous living conditions, etc.)</p> <p><u>Inattention to Educational Needs</u></p> <p>13 - Knowingly permitted chronic truancy (5+ days per month on an average)</p> <p>14 - Other (failed to enroll, repeatedly kept child home, etc.)</p> <p><u>Inattention to Developmental/Emotional Needs</u></p> <p>15 - Inadequate nurturance/affection (e.g., failure-to-thrive)</p> <p>16 - Knowingly permitted maladaptive behavior (delinquency, serious drug/alcohol abuse, etc.)</p> <p><u>Other</u></p> <p>17 - Other</p>	<p>(B) ADULT(S) RESPONSIBLE FOR MALTREATMENT ACTS/EVENTS (Use all that apply)</p> <p>1 - Mother/substitute maltreated child</p> <p>2 - Mother/substitute knowingly permitted maltreatment by others</p> <p>3 - Father/substitute maltreated child</p> <p>4 - Father/substitute knowingly permitted maltreatment by others</p> <p>5 - Other adult maltreated the child</p> <p>6 - Other than above</p> <hr/> <p>(C) SEVERITY OF MALTREATMENT-CAUSED HARM/ENDANGERMENT (Use lowest code number that applies)</p> <p>1 - Fatal: maltreatment suspected as a major contributory cause of death</p> <p>2 - Serious Injury/Condition: professional treatment/remediation needed to alleviate acute present suffering or to prevent significant long-term impairment</p> <p>3 - Moderate Injury/Condition: behavior problem or physical/mental/emotional condition with observable symptoms lasting at least 48 hours</p> <p>4 - Probable Impairment: no obvious injuries or problems but, in view of the extreme or traumatic nature of the maltreatment, it is probable that the child's mental or emotional health or capabilities have been significantly impaired</p> <p>5 - Endangered: child's health or safety was or is seriously endangered, but child appears not to have been harmed</p> <p>6 - Other/unknown</p> <hr/> <p>(D) NATURE OF HARM</p> <p>0 - Not applicable (Use only if (C) = 5 or 6)</p> <p>1 - Physical injury</p> <p>2 - Other health condition or physical impairment</p> <p>3 - Impaired educational development (includes chronic truancy)</p> <p>4 - Mental/emotional injury or impairment or behavior problem (except chronic truancy)</p> <p>9 - Unknown</p>
--	--

APPENDIX B

NATIONAL INCIDENCE STUDY DATA FORM

(Non-CPS Form)

NATIONAL INCIDENCE STUDY DATA FORM

Westat, Inc., 1650 Research Blvd., Rockville, Maryland 20850

DEFINITIONS OF KEY TERMS ARE GIVEN ON PAGE 4. SEE RESPONDENT'S GUIDE FOR ADDITIONAL INSTRUCTIONS AND GUIDELINES. FOR ASSISTANCE OR ADDITIONAL FORMS, CALL TOLL-FREE (800) 222-7229, 9 a.m. TO 5 p.m. (PREVAILING EASTERN TIME) MONDAY-FRIDAY

IMPORTANT: Information provided on this form is confidential and will be used for research purposes only. Return of this form does not constitute an official report of suspected child abuse or neglect as may be required of you under State law, and the study guidelines are not intended to indicate circumstances where an official report would - or would not - be required

PART A THE CHILD

1. CHILD'S FIRST NAME AND INITIAL LETTER OF LAST NAME: _____
First Name Initial
2. CHILD'S SEX:
- 1 - Male
 - 2 - Female
3. CHILD'S AGE: _____ Years (OR) _____ Months
4. CHILD'S BIRTHDATE: _____ / _____ / _____
Month Day Year
5. CHILD'S ETHNIC GROUP: (Circle one)
- 1 - American Indian or Alaskan Native
 - 2 - Asian or Pacific Islander
 - 3 - Black, not of Hispanic origin
 - 4 - Hispanic
 - 5 - White, not of Hispanic origin
 - 6 - Other (specify) _____

PART B THE CHILD'S HOME

6. LOCATION OF HOUSEHOLD:
- City or Town: _____
- County: _____
- State: _____
7. ESTIMATED ANNUAL FAMILY INCOME: (Circle one; If no basis for estimate write "Unknown")
- 1 - Less than \$15,000
 - 2 - \$15,000 - \$29,999
 - 3 - \$30,000 or more
8. DOES THE HOUSEHOLD RECEIVE AID TO FAMILIES WITH DEPENDENT CHILDREN (AFDC)? (Circle one)
- 1 - Yes
 - 2 - No
 - 9 - Unknown
9. TOTAL NUMBER OF CHILDREN UNDER 18 LIVING IN THIS HOUSEHOLD AT TIME OF MALTREATMENT EVENTS (including child described on this form):
- _____ No. children in household
10. TOTAL NUMBER OF CHILDREN IN THIS HOUSEHOLD FOR WHOM YOU ARE SUBMITTING STUDY DATA FORMS: (See instructions in Respondents' Guide)
- _____ No. maltreated children

PART C. SIGNIFICANT ADULTS

Describe in a-d the Parent(s)/Substitute(s) who live in the child's home, and any other adult who was involved in the suspected maltreatment. See page 4 for definition of parent/substitute.

	MOTHER/ SUBSTITUTE	FATHER/ SUBSTITUTE	OTHER INVOLVED ADULT, IF ANY
RELATIONSHIP TO CHILD: (Circle one. If there is no mother/substitute or no father/substitute living in the child's home, circle code 3 in the appropriate column and leave rest of column blank.)	1 - Natural mother 2 - Stepmother 3 - Not living in child's home 4 - Other (SPECIFY)	1 - Natural father 2 - Stepfather 3 - Not living in child's home 4 - Other (SPECIFY)	(SPECIFY RELATIONSHIP) _____ _____
SEX: (Circle one)			1 - Male 2 - Female
AGE: (Estimate if uncertain; If no basis for estimate, enter "Unknown")			
EMPLOYMENT STATUS: (Circle one)			
1 - Employed full-time (30 hours or more/week) . . 2 - Employed part-time (less than 30 hours/week) . 3 - Unemployed, looking for work 4 - Other (SPECIFY, e.g., housewife, disabled) . .	1 2 3 4 _____	1 2 3 4 _____	1 2 3 4 _____
9 - Unknown	9	9	9

PART D. THE SUSPECTED MALTREATMENT

FORM(S) OF SUSPECTED MALTREATMENT: (Circle all that apply to this child during the study period. Give details in item 13)

Sexual Exploitation

- 1 - Intrusion (acts involving penile penetration - oral, anal or genital; e.g., rape, incest)
- 2 - Molestation with genital contact
- 3 - Other or unknown sexual exploitation

Inattention to Physical Needs

- 10 - Refusal of custody (abandonment, expulsion, refusal, to accept custody of runaway, etc.)
- 11 - Inadequate supervision
- 12 - Other physical neglect (e.g., inadequate nutrition/clothing, unhygienic/dangerous living conditions)

Other Abusive Treatment

- 4 - Physical assault
- 5 - Close confinement (tying, locking in closet, etc.)
- 6 - Verbal or emotional assault (threatening, belittling, etc.)
- 7 - Other or unknown abuse

Inattention to Educational Needs

- 13 - Knowingly permitted chronic truancy (5+ days per month on an average)
- 14 - Other (failed to enroll, repeatedly kept child home, etc.)

Inattention to Remedial Health Care Needs

- 8 - Refusal to allow or provide needed care for diagnosed condition or impairment
- 9 - Unwarranted delay or failure to seek needed care for serious injury, illness, or impairment

Inattention to Developmental/Emotional Needs

- 15 - Inadequate nurturance/affection (e.g., failure-to-thrive)
- 16 - Knowingly permitted maladaptive behavior (delinquency, serious drug/alcohol abuse, etc.)

SUSPECTED MALTREATMENT EVENTS: Describe the suspected maltreatment acts or omissions of the child's parent(s)/substitute(s) or other adult known to the child. Include any available information about the precipitating events and about the extent of the problem (e.g., frequency, duration, prior incidents). Refer to individuals by relationship to child (e.g., mother, grandfather), not by name.

14. INDICATIONS OF INJURY/IMPAIRMENT: Describe any injuries, health conditions, physical impairments, emotional problems, or school or behavior problems you suspect to have been caused or worsened by maltreatment. Be specific (e.g., child often truant during last 2 months - missed 18 of last 30 school days). Indicate approximate dates of key events. If you are not aware of any particular symptoms or problems, so indicate.

15. BASIS FOR SUSPICION: Describe how this situation came to your attention; indicate the information or reasoning which leads you to suspect that the above-described behavior of the suspected adult(s) has actually occurred and (if applicable) caused or contributed to child's injuries or problems.

16. Indicate in item 16a the form(s) of maltreatment you suspect the child to have experienced during the study period and then answer b-e (for each form, if more than one applies). If you suspect more than one form of maltreatment, begin in the left-most column with the one you judge most injurious to the child.

a. FORM(S) OF SUSPECTED MALTREATMENT: (Enter code from item 12, above)

b. SEVERITY OF INJURY OR IMPAIRMENT: (Circle one)

- 1 - Fatal: maltreatment suspected as a major contributory cause of death.....
- 2 - Serious Injury/Condition: professional treatment/remediation needed to alleviate acute present suffering or to prevent significant long-term impairment.....
- 3 - Moderate Injury/Condition: behavior problem or physical/mental/emotional condition with observable symptoms lasting at least 48 hours.....
- 4 - Probable Impairment: no obvious injuries or problems, but in view of the extreme or traumatic nature of the maltreatment, it is probable that the child's mental or emotional health or capabilities have been significantly impaired.....
- 5 - Endangered: child's health or safety was or is seriously endangered, but child appears not to have been harmed.....

c. TYPE OF INJURY OR IMPAIRMENT DESCRIBED IN ITEM 16b: (Circle one)

- 0 - Not applicable (Use only if item 16b = 5).....
- 1 - Physical injury.....
- 2 - Other health condition or physical impairment.....
- 3 - Impaired educational development (includes chronic truancy).....
- 4 - Mental/emotional injury or impairment or behavior problem (except truancy).....
- 9 - Unknown.....

d. (APPROXIMATE) DATE OF INCIDENT: (Enter Month/Day/Year)

e. ADULT(S) BELIEVED RESPONSIBLE FOR ABOVE: (Circle all that apply)

- 1 - Mother/substitute maltreated child.....
- 2 - Mother/substitute knowingly permitted maltreatment by others.....
- 3 - Father/substitute maltreated child.....
- 4 - Father/substitute knowingly permitted maltreatment by others.....
- 5 - Other adult maltreated the child.....

MAJOR FORM OF MALTREATMENT	IF APPLICABLE	
	2nd FORM	3rd FORM
1	1	1
2	2	2
3	3	3
4	4	4
5	5	5
0	0	0
1	1	1
2	2	2
3	3	3
4	4	4
9	9	9
Mo. Day Yr.	Mo. Day Yr.	Mo. Day Yr.
1	1	1
2	2	2
3	3	3
4	4	4
5	5	5

17. PLEASE PROVIDE THE INFORMATION REQUESTED BELOW SO WE CAN REACH YOU IN CASE ANY CLARIFICATION IS NEEDED. This section will be deleted and destroyed within 10 days of receipt at Westat.

Your Name _____ Phone No. _____ [] Home or [] Office Best time of day to call _____ AM PM

PART E. THE DATA FORM

18. YOUR PLACE OF EMPLOYMENT: (Circle one)

- 1 - School
- 2 - Day care
- 3 - Hospital
- 4 - Police/Sheriff Department
- 5 - Probation Department
- 6 - Public Health Department
- 7 - Social services agency
- 8 - Other (SPECIFY) _____

19. OCCUPATION OF PERSON PROVIDING INFORMATION ON THIS DATA FORM: (Circle one)

- 1 - Social worker
- 2 - Nurse
- 3 - Physician
- 4 - Psychologist
- 5 - Teacher
- 6 - Sheriff/police officer
- 7 - Probation officer
- 8 - Other (SPECIFY) _____

20. DATE FORM COMPLETED: _____ / _____ / _____
Month Day Year

21. ADDITIONAL COMMENTS OR EXPLANATIONS: (Also, use this space to list Data Form Numbers for other maltreated children from this household, if any.)

THANK YOU FOR TAKING THE TIME TO COMPLETE THIS FORM

DEFINITION OF KEY TERMS

Study Period: September 7, 1986 to December 6, 1986. The study is limited to harm-causing or endangering acts/events that occur during this period.

Parent(s)/Substitute(s): the parents, stepparents, foster parents or other legal guardians with whom the child was living, or if not living with such persons, the adult(s) with primary responsibility for the child's care. If one parent/substitute does not have a spouse normally living in the household (e.g., separated, divorced, never married), the other is considered missing.

Other Involved Adult: Any adult 18 or older who was known to the child (i.e., not a stranger), was at least five years older than the child, and is suspected to have maltreated the child.

Permitted: Knowingly allowed without attempting to intervene - was present during the maltreatment or maladaptive behavior and did not attempt to stop it, or had reason to know about the problem or danger (e.g., having been informed of previous incidents) but did not attempt to protect the child or prevent recurrences.

APPENDIX C

TRANSMITTAL FORMS

I-21

Coder: 1-1

[illegible]

	Age	Residence	Depend/Institu.
CHECKLIST:	<input type="checkbox"/>	<input type="checkbox"/>	<input type="checkbox"/>

Respondent's Codes: 1st form
Checked Codes: 1-1-1-1

Severity of harm: <u>1</u>	Nature of harm: <u>1</u>
-------------------------------	-----------------------------

Date of Incident: MM DD YY
 | | | | | |
 | | | | | |

	1	2	3	4	
Adult(s) Response:	_	_	_	_	.
	(5)	(6)	(7)	(8)	(9)
	_	_	_	_	_

Respondent's Code:

Checked Codes:

2nd Form

Severity of harm: 1-1	Nature of harm: 1-1
--------------------------	------------------------

: Date of Incident: M M D D Y Y
 | | | | | |

Adult(s) Response:

1	2	3	4	
<input type="checkbox"/> <input type="checkbox"/>	<input type="checkbox"/> <input type="checkbox"/>	<input type="checkbox"/> <input type="checkbox"/>	<input type="checkbox"/> <input type="checkbox"/>	
(5)	(6)	(7)	(8)	(9)
<input type="checkbox"/> <input type="checkbox"/>	<input type="checkbox"/> <input type="checkbox"/>	<input type="checkbox"/> <input type="checkbox"/>	<input type="checkbox"/> <input type="checkbox"/>	<input type="checkbox"/> <input type="checkbox"/>

3rd Form
Respondent's Code: 1-1-1
Checked Code: 1-1-1

Severity of harm: ☐ Nature of harm: ☐

Date of Incident: MM DD YY
 | | | | | |
 | | | | | |

Adult(s) Responses:

	1	2	3	4	
	_	_	_	_	
	5	(6)	(7)	(8)	(9)

A. Time Eval: 1__1
B. Severity Eval: 1__1

A. Time Eval: 1
B. Severity Eval: 1

A. Perpetrator Regs:
B. Norm Regs:
C. Perpetrator Responsibility:
D. MIS-1 Countability:

A. Perpetrator Req:
B. Harm Req:
C. Perpetrator Responsibility:
D. MIS-1 Countability:

A. Perpetrator Req: ☐

B. Harm Req: ☐

C. Perpetrator Responsibility: ☐

D. NIS-1 Countability: ☐

E. Overall MIS-1 Countability of Case: 1

A. Perpetrator Reqs:
B. Harm Reqs:
C. Perpetrator Responsibility:
D. MIS-2 Countability:

A. Perpetrator Req:
B. Harm Req:
C. Perpetrator Responsibility:
D. MIS-2 Countability:

A. Perpetrator Req: ☐

B. Harm Req: ☐

C. Perpetrator Responsibility: ☐

D. HIS-2 Countability: ☐

E. Overall MIS-2 Countability of Case: 1

Exhibit 1-4. Non-CPS Transmittal Sheet

NON-CPS TRANSMITTAL FORM (Continued)

MIS-1 EVALUATIONS:

A. Perpetrator Req: ☐

B. Harm Req: ☐

C. Perpetrator Responsibility: ☐

D. MIS-1 Countability: ☐

A. Perpetrator Req: ☐

B. Harm Req: ☐

C. Perpetrator Responsibility: ☐

D. MIS-1 Countability: ☐

A. Perpetrator Req: ☐

B. Harm Req: ☐

C. Perpetrator Responsibility: ☐

D. MIS-1 Countability: ☐

E. Overall MIS-1 Countability of Cases: ☐

MIS-2 EVALUATIONS:

A. Perpetrator Req: ☐

B. Harm Req: ☐

C. Perpetrator Responsibility: ☐

D. MIS-2 Countability: ☐

A. Perpetrator Req: ☐

B. Harm Req: ☐

C. Perpetrator Responsibility: ☐

D. MIS-2 Countability: ☐

A. Perpetrator Req: ☐

B. Harm Req: ☐

C. Perpetrator Responsibility: ☐

D. MIS-2 Countability: ☐

E. Overall MIS-2 Countability of Cases: ☐

Exhibit 1-4. Non-CPS Transmittal Sheet (Cont.)

NON-CPS TRANSMITTAL FORM

Coder: ☐

PRE-EVALUATION

Batch No. ☐

Form ID:

Child's Name:

Last Init: Sex: Birthdate:

M M D D Y Y

☐

11. Mother/Substitute:

Father/Substitute:

Other Involved Adult:

a. Relationship - ☐

(Other):

☐

c. Age: ☐

d. Employment - ☐

(Other):

☐

a. Relationship - ☐

(Other):

☐

c. Age: ☐

d. Employment - ☐

(Other):

☐

a. Relationship - ☐

(Other):

☐

b. Sex - ☐

c. Age: ☐

d. Employment - ☐

(Other):

☐

EVALUATION

CHECKLIST:

Age Residence Depend/Institu.

☐

MALTREATMENT:

1st form

Respondent's Code:

☐

Checked Code:

☐

Severity

of harm: ☐

Nature

of harm: ☐

Date of Incident: ☐

Adult(s) Response: ☐

2nd form

Respondent's Code:

☐

Checked Code:

☐

Severity

of harm: ☐

Nature

of harm: ☐

Date of Incident: ☐

Adult(s) Response: ☐

3rd form

Respondent's Code:

☐

Checked Code:

☐

Severity

of harm: ☐

Nature

of harm: ☐

Date of Incident: ☐

Adult(s) Response: ☐

CIRCUMSTANCE EVALUATIONS:

A. Time Eval: ☐

A. Time Eval: ☐

B. Severity Eval: ☐

A. Time Eval: ☐

B. Severity Eval: ☐

APPENDIX D

CONTENTS AND ORGANIZATION OF THE NIS-2 PUBLIC USE FILE

CONTENTS AND ORGANIZATION OF THE NIS-2 PUBLIC USE FILE

The NIS-2 public use file is a child level data base which includes 3276 observations.

The file was created by merging the unduplicated data from the CPS Long Forms and the Non-CPS Forms, creating a standard record format for each child.

The following index provides a list of all the variables in alphabetical order by variable name. Included in the index are the variable name used in the code manual, the record number, the column numbers on the record (record number and column number are not relevant for non-mainframe data sources), and the source of the variable, i.e., whether it came from the CPS Long Form or from the Non-CPS Form, or was derived from coded variables. Variables with no source given were created for sampling or receipt control purposes.

APPENDIX E

NIS-2 CODE MANUAL

NIS-2 CODE MANUAL

The NIS-2 Code Manual is contained in the following pages. The manual is organized by record and, within record, by column number. The basic coded variables from the forms are contained in Record 01 through Record 06 and the evaluative variables are contained in record 07. The weights used in computing the national estimates are located in Record 08. (The weights are further described in the Report on Data Processing and Analysis.)

The Code Manual contains for each variable its name, record and column location, short descriptive label, item number or question on the form or a reference to the Technical Report, and the range or codes for categorical variables. For derived variables, the algorithm or the actual program code used in the computation is provided.

Also note that the variable FORMTYPE differentiates the CPS Long Form (FORMTYPE = 0) from the Non-CPS Form (FORMTYPE = 2). The reference to CPS in the source descriptions applies to the CPS Long Form only since the CPS Short Form was not used in the analysis. Variables that are on both form types have the same set of codes. Finally, the reference to EVAL on Record 07 refers to the transmittal forms on which were coded the evaluations from the narrative.

3. CONTENTS AND ORGANIZATION OF THE DATA FILE

3.1 Overview and Index

The technical specifications for the public use tape are as follows:

- o 9 track;
- o 1600 BPI;
- o IBM standard label;
- o EBCDIC recording mode.

The data base is a physical sequential file with a fixed record length of 115 and a fixed block size of 11,500. The file is a child level data base with 42,536 records, eight per child. Of the 5,317 children on the file, 2,348 are for children listed on the CPS Long Forms and 2,969 are for children identified on the Non-CPS forms.

The analysis file was created by merging the unduplicated data from the CPS Long Forms and the Non-CPS Forms, creating a standard record format for each child. Variables that were not on the type of form where the child was located were given a value of "X." Each set of eight records is identified by the PSU, FACTYPE, and SEQNO which are at the beginning of each record and, as a unit, are unique to each child. The record layout for the public use file is given in the code manual.

The following index provides a list of all the variables in alphabetical order by variable name. Included in the index are the variable name used in the code manual, the record number, the column numbers on the record, and the source of the variable, i.e., whether it came from the CPS Long Form or from the Non-CPS Form, or was derived from coded variables. Variables with no source given were created for sampling or receipt control purposes.

INDEX OF VARIABLES

<u>Variable Name</u>	<u>Column Numbers</u>	<u>Record Number</u>	<u>Source</u>
<hr/> A <hr/>			
A1	044	Record 08	Derived
A2	052	Record 08	Derived
ADRSP1F1	026	Record 07	Both Forms
ADRSP1F2	027	Record 07	Both Forms
ADRSP1F3	028	Record 07	Both Forms
ADRSP1F4	029	Record 07	Both Forms
ADRSP1F5	030	Record 07	Both Forms
ADRSP1F6	031	Record 07	Both Forms
ADRSP1F7	032	Record 07	Both Forms
ADRSP1F8	033	Record 07	Both Forms
ADRSP1F9	034	Record 07	Both Forms
ADRSP2F1	050	Record 07	Both Forms
ADRSP2F2	051	Record 07	Both Forms
ADRSP2F3	052	Record 07	Both Forms
ADRSP2F4	053	Record 07	Both Forms
ADRSP2F5	054	Record 07	Both Forms
ADRSP2F6	055	Record 07	Both Forms
ADRSP2F7	056	Record 07	Both Forms
ADRSP2F8	057	Record 07	Both Forms
ADRSP2F9	058	Record 07	Both Forms
ADRSP3F1	074	Record 07	Both Forms
ADRSP3F2	075	Record 07	Both Forms
ADRSP3F3	076	Record 07	Both Forms
ADRSP3F4	077	Record 07	Both Forms
ADRSP3F5	078	Record 07	Both Forms
ADRSP3F6	079	Record 07	Both Forms
ADRSP3F7	080	Record 07	Both Forms
ADRSP3F8	081	Record 07	Both Forms
ADRSP3F9	082	Record 07	Both Forms
AFDC	071	Record 05	Both Forms
AGE	012-013	Record 05	Both Forms
AGECK	010	Record 07	Both Forms
AGEF	011-012	Record 02	Both Forms
AGEM	026-027	Record 01	Both Forms
AGEMCALC	014-015	Record 08	Derived
AGEMO	014-015	Record 05	Non-CPS Form Only
AGEOTH1	028-029	Record 03	Both Forms
AGEOTH2	028-029	Record 04	Both Forms
AGESRCE	020	Record 08	Derived
AGEYCALC	012-013	Record 08	Derived
AGEYRMO	016-019	Record 08	Derived
ANN_WGT	076-079	Record 08	Weight
A_WGT	080-088	Record 08	Weight

<u>Variable Name</u>	<u>Column Numbers</u>	<u>Record Number</u>	<u>Source</u>
<u> B </u>			
B_WGT	089-097	Record 08	Weight
<u> C </u>			
C-NIS1E		Record 08	Both Forms
C-NIS2E		Record 08	Both Forms
CARDNO	008-009	Record 01	
CARDNO	008-009	Record 02	
CARDNO	008-009	Record 03	
CARDNO	008-009	Record 04	
CARDNO	008-009	Record 05	
CARDNO	008-009	Record 06	
CARDNO	008-009	Record 07	
CARDNO	008-009	Record 08	
CASE	011	Record 01	
CKCDE1F	015-017	Record 07	Both Forms
CKCDE2F	039-041	Record 07	Both Forms
CKCDE3F	063-065	Record 07	Both Forms
COOPF	030	Record 06	CPS Form Only
COOPM	029	Record 06	CPS Form Only
CPSROL	065	Record 08	Derived
CUSTDYCK	012	Record 07	Both Forms
C_NIS1E	060	Record 08	Derived
C_NIS2E	061	Record 08	Derived
C_TOTAL	059	Record 08	Derived
<u> D </u>			
DENYF	032	Record 06	CPS Form Only
DENYM	031	Record 06	CPS Form Only
DUPGRP	021-024	Record 08	Derived
<u> E </u>			
EDN1	046	Record 08	Derived
EDN2	054	Record 08	Derived
EMOA1	043	Record 08	Derived
EMOA2	051	Record 08	Derived
EMON1	047	Record 08	Derived
EMON2	055	Record 08	Derived

<u>Variable Name</u>	<u>Column Numbers</u>	<u>Record Number</u>	<u>Source</u>
EMPF	014	Record 02	Both Forms
EMPFOTH	048-062	Record 02	Non-CPS Form Only
EMPM	029	Record 01	Both Forms
EMPMOTH	063-077	Record 01	Non-CPS Form Only
EMPOTH1	032	Record 03	Both Forms
EMPOTH2	032	Record 04	Both Forms
ETHNIC	017	Record 05	Non-CPS Form Only
ETHNICY	062	Record 08	Derived
ETHOTH	018-033	Record 05	Non-CPS Form Only
EVALCORR	025-031	Record 08	

— F —

FACTYPE	003	Record 01	
FACTYPE	003	Record 02	
FACTYPE	003	Record 03	
FACTYPE	003	Record 04	
FACTYPE	003	Record 05	
FACTYPE	003	Record 06	
FACTYPE	003	Record 07	
FACTYPE	003	Record 08	
FACTYPE	003	Record 01	
FORMTYPE	012	Record 05	CPS Form Only
FREL	051	Record 02	CPS Form Only
FSETHNIC	015	Record 02	CPS Form Only
FSETOTH	016-031	Record 02	CPS Form Only
FSEXIST	010	Record 02	CPS Form Only
FSPR	052-067	Record 05	CPS Form Only
FSROLE	013	Record 02	CPS Form Only
FSUB	032	Record 02	Non-CPS Form Only
FSUBDERV	011	Record 08	Derived
FSUBOTH	033-047	Record 02	Non-CPS Form Only

— I —

ID	(001-007)	Record 01
ID	(001-007)	Record 02
ID	(001-007)	Record 03
ID	(001-007)	Record 04
ID	(001-007)	Record 05
ID	(001-007)	Record 06
ID	(001-007)	Record 07
ID	(001-007)	Record 08

<u>Variable Name</u>	<u>Column Numbers</u>	<u>Record Number</u>	<u>Source</u>
INCOME	070	Record 05	Both Forms
INDAY1F	022-023	Record 07	Both Forms
INDAY2F	046-047	Record 07	Both Forms
INDAY3F	070-071	Record 07	Both Forms
INMON1F	020-021	Record 07	Both Forms
INMON2F	044-045	Record 07	Both Forms
INMON3F	068-069	Record 07	Both Forms
INYS1F	024-025	Record 07	Both Forms
INYS2F	048-049	Record 07	Both Forms
INYS3F	072-073	Record 07	Both Forms
 —— L ——			
LOADSIZE	039	Record 08	Derived
 —— M ——			
MREL	034	Record 05	CPS Form Only
MSETHNIC	030	Record 01	CPS Form Only
MSETOTH	031-046	Record 01	CPS Form Only
MSEXIST	025	Record 01	CPS Form Only
MSPR	035-050	Record 05	CPS Form Only
MSROLE	028	Record 01	CPS Form Only
MSUB	047	Record 01	Non-CPS Form Only
MSUBDERV	010	Record 08	Derived
MSUBOTH	048-062	Record 01	Non-CPS Form Only
 —— N ——			
N1	048	Record 08	Derived
N2	056	Record 08	Derived
NATURE1F	019	Record 07	Both Forms
NATURE2F	043	Record 07	Both Forms
NATURE3F	067	Record 07	Both Forms
NCHILD	010-011	Record 05	Both Forms
NIS1A1F	085	Record 07	Both Forms
NIS1A2F	089	Record 07	Both Forms
NIS1A3F	093	Record 07	Both Forms
NIS1B1F	086	Record 07	Both Forms
NIS1B2F	090	Record 07	Both Forms
NIS1B3F	094	Record 07	Both Forms
NIS1C1F	087	Record 07	Both Forms
NIS1C2F	091	Record 07	Both Forms
NIS1C3F	095	Record 07	Both Forms

<u>Variable Name</u>	<u>Column Numbers</u>	<u>Record Number</u>	<u>Source</u>
NIS1D1F	088	Record 07	Both Forms
NIS1D2F	092	Record 07	Both Forms
NIS1D3F	096	Record 07	Both Forms
NIS1E	097	Record 07	Both Forms
NIS2A1F	098	Record 07	Both Forms
NIS2A2F	102	Record 07	Both Forms
NIS2A3F	106	Record 07	Both Forms
NIS2B1F	099	Record 07	Both Forms
NIS2B2F	103	Record 07	Both Forms
NIS2B3F	107	Record 07	Both Forms
NIS2C1F	100	Record 07	Both Forms
NIS2C2F	104	Record 07	Both Forms
NIS2C3F	108	Record 07	Both Forms
NIS2D1F	101	Record 07	Both Forms
NIS2D2F	105	Record 07	Both Forms
NIS2D3F	109	Record 07	Both Forms
NIS2E	110	Record 07	Both Forms
NVICT	073-074	Record 05	Non-CPS Form Only

— 0 —

OEMPOTH1	065-079	Record 03	Non-CPS Form Only
OEMPOTH2	065-079	Record 04	Non-CPS Form Only
OETHNIC1	033	Record 03	CPS Form Only
OETHNIC2	033	Record 04	CPS Form Only
OETHOTH1	034-049	Record 03	CPS Form Only
OETHOTH2	034-049	Record 04	CPS Form Only
OROLE1	031	Record 03	CPS Form Only
OROLE2	031	Record 04	CPS Form Only
OTHADSP1	050-064	Record 03	Non-CPS Form Only
OTHADSP2	050-064	Record 04	Non-CPS Form Only
OTHREL1	010-011	Record 03	Both Forms
OTHREL2	010-011	Record 04	Both Forms
OTHSRC	012-027	Record 06	CPS Form Only

— P —

PHYA1	041	Record 08	Derived
PHYA2	049	Record 08	Derived
PHYN1	045	Record 08	Derived
PHYN2	053	Record 08	Derived
PSASS	033	Record 06	CPS Form Only
PSDAY	015-016	Record 01	CPS Form Only
PSMON	013-014	Record 01	CPS Form Only
PSSOURCE	010-011	Record 06	CPS Form Only

<u>Variable Name</u>	<u>Column Numbers</u>	<u>Record Number</u>	<u>Source</u>
PSU	001-002	Record 01	
PSU	001-002	Record 02	
PSU	001-002	Record 03	
PSU	001-002	Record 04	
PSU	001-002	Record 05	
PSU	001-002	Record 06	
PSU	001-002	Record 07	
PSU	001-002	Record 08	
PSU WGT	068-075	Record 08	Weight
PSYR	017-018	Record 01	CPS Form Only
 ----- R -----			
RELSP1	012-027	Record 03	CPS Form Only
RELSP2	012-027	Record 04	CPS Form Only
REMPSP	036-051	Record 06	Non-CPS Form Only
REPSOURC	066-067	Record 08	Derived
REPTDA	021-022	Record 01	Both Forms
REPTMO	019-020	Record 01	Both Forms
REPTYR	023-024	Record 01	Both Forms
RESIDCK	011	Record 07	Both Forms
RESPCD1F	013-014	Record 07	Both Forms
RESPCD2F	037-038	Record 07	Both Forms
RESPCD3F	061-062	Record 07	Both Forms
ROCC	052-053	Record 06	Non-CPS Form Only
ROCCSP	054-069	Record 06	Non-CPS Form Only
ROLA	068	Record 05	CPS Form Only
ROLI	069	Record 05	CPS Form Only
ROLSA	075	Record 05	CPS Form Only
 ----- S -----			
SEQNO	004-007	Record 01	
SEQNO	004-007	Record 02	
SEQNO	004-007	Record 03	
SEQNO	004-007	Record 04	
SEQNO	004-007	Record 05	
SEQNO	004-007	Record 06	
SEQNO	004-007	Record 07	
SEQNO	004-007	Record 08	
SEVER1	057	Record 08	Derived
SEVER2	058	Record 08	Derived
SEVEV1F	036	Record 07	Both Forms
SEVEV2F	060	Record 07	Both Forms
SEVEV3F	084	Record 07	Both Forms

<u>Variable Name</u>	<u>Column Numbers</u>	<u>Record Number</u>	<u>Source</u>
SEVTY1F	018	Record 07	Both Forms
SEVTY2F	042	Record 07	Both Forms
SEVTY3F	066	Record 07	Both Forms
SEX	016	Record 05	Both Forms
SEXA1	042	Record 08	Derived
SEXA2	050	Record 08	Derived
SEXOTH1	030	Record 03	Both Forms
SEXOTH2	030	Record 04	Both Forms
SOURC1	034-035	Record 06	Non-CPS Form Only
SOURCE	063-064	Record 08	Derived
STATUS	010	Record 01	
SUPPORT	072	Record 05	CPS Form Only

—— T ——

TA_WGT	098-106	Record 08	Weight
TB_WGT	107-115	Record 08	Weight
TEENCNT	040	Record 08	Derived
TIMEV1F	035	Record 07	Both Forms
TIMEV2F	059	Record 07	Both Forms
TIMEV3F	083	Record 07	Both Forms
TYP SRC	028	Record 06	CPS Form Only

—— W ——

WKSCORR	032-038	Record 08	
---------	---------	-----------	--

The analysis file code manual is contained in the following pages. The manual is organized by record and, within record, by column number. The basic coded variables from the forms are contained in Record 01 through Record 06, the evaluative variables in Record 07, and the derived variables and weights in Record 08. The code manual contains for each variable its name, record and column location, short descriptive label, item number or question on the form or a reference to the Technical Report, and the range or codes for categorical variables. For derived variables, the algorithm or the actual program code used in the computation is provided.

The variable FORMTYPE differentiates the CPS Long Form (FORMTYPE = 0) from the Non-CPS Form (FORMTYPE = 2). The reference to CPS in the source descriptions applies to the CPS Long Form only since the CPS Short Form was not used in the analysis. Variables that are on both form types have the same set of codes. The reference to EVAL on Record 07 refers to the transmittal forms on which were coded the evaluations from the narrative.

The weights used in computing the national estimates are located on Record 08 in columns 068-115. They are described in the Report on Data Processing and Analysis.

Record 01

ANALYSIS FILE CODE MANUAL FOR STUDY OF THE
NATIONAL INCIDENCE AND PREVALENCE OF CHILD ABUSE AND NEGLECT

Variable Column
Name Number(s)

ID (001-007) UNIQUE IDENTIFICATION NUMBER

PSU 001-002 COUNTY PSU NUMBER
SEE TECHNICAL REPORTS

01-28 - County number

FACTYPE 003 FACILITY TYPE

- 1 - Child Protective Service
- 2 - State/County Police or Sheriff
- 3 - Hospital
- 4 - School
- 5 - Day care center
- 6 - Social Services
- 7 - Municipal Police Dept
- 8 - Juvenile Probation Dept
- 9 - Public Health Dept

SEQNO 004-007 SEQUENTIAL NUMBER
0001-9999 - Sequence within PSU and FACTYPE

CARDNO 008-009 RECORD NUMBER
01 - Record 01

Variable Column
Name Number(s)

STATUS 010 SAMPLING STATUS

0-1 - No sampling
 2-8 - Any sampling

CASE 011 CASE SAMPLING PERIOD

0 - No case sampling
 1-8 - Case sampling period
 9 - Fatality
 A - Case period 9
 B - Case period 10
 C - Case period 11
 D - Case period 12
 E - Case period 13

FORMTYPE 012 TYPE OF FORM

0 - CPS Long Form
 1 - CPS Short Form
 2 - Non-CPS Form

PSMON 013-014 MONTH OF REPORT TO PS

CPS: ITEM 2. DATE OF REPORT TO PS
 NON-CPS: NOT ON FORM BUT MAY HAVE VALUE FROM
 CPS DUPLICATE CASE

Blank - Blank on the form
 09-12 - Month of report
 97 - > 12
 98 - < 9
 99 - Don't know (dk, unk, etc.)
 X - Not on form/Not from CPS
 duplicate case

Variable Column
Name Number(s)

PSDAY 015-016 DAY OF REPORT TO PS

CPS: ITEM 2. DATE OF REPORT TO PS
 NON-CPS: NOT ON FORM BUT MAY HAVE VALUE FROM
 CPS DUPLICATE CASE

Blank	- Blank on the form
01-31	- Day of report
97	- Greater than 31 or anomalous
99	- Don't know (dk, unk, etc.)
X	- Not on form/Not from CPS duplicate case

PSYR 017-018 YEAR OF REPORT TO PS

CPS: ITEM 2. DATE OF REPORT TO PS
 NON-CPS: NOT ON FORM

Blank	- Blank on the form
86	- Year of report
98	- Out of scope (before Sept. 7, after Dec. 6, 1986)
99	- Don't know (dk, unk, etc.)
X	- Not on form/Not from CPS duplicate case

REPTMO 019-020 MONTH FORM COMPLETED

CPS: ITEM 4. DATE FORM COMPLETED
 NON-CPS: ITEM 20. DATE FORM COMPLETED: MONTH

Blank	- Blank on the form
09	- September
10	- October
11	- November
12	- December
01	- January
02	- February
03	- March
04	- April

Variable Column
Name Number(s)

REPTDA 021-022 DAY FORM COMPLETED

CPS: ITEM 4. DATE FORM COMPLETED
NON-CPS: ITEM 20. DATE FORM COMPLETED: DAY

Blank - Blank on the form
01-31 - Day
97 - Greater than 31
99 - Don't know (dk, unk, etc.)

REPTYR 023-024 YEAR FORM COMPLETED

CPS: ITEM 4. DATE FORM COMPLETED
NON-CPS: ITEM 20. DATE FORM COMPLETED: YEAR

Blank - Blank on the form
85 - 1985
86 - 1986
87 - 1987

MSEXIST 025 MOTHER/SUBSTITUTE IN HOME

CPS: ITEM 5A. PARENT(S)/SUB IN HOME
 MOTHER/SUBSTITUTE
NON-CPS: NOT ON FORM

Blank - Blank on the form
1 - Present
2 - Absent
9 - Status unknown
X - Not on form

Variable Column
Name Number(s)

AGEM 026-027 AGE: MOTHER/SUBSTITUTE

CPS: ITEM 5A. AGE IN YEARS
 NON-CPS: ITEM 11C. AGE

Blank	- Blank on the form
12-70	- Actual
71	- 71 or higher
97	- Less than 12
99	- Unknown

MSROLE 028 ALLEGED ROLE OF MOTHER/SUBSTITUTE

CPS: ITEM 5A. ALLEGED ROLE
 NON-CPS: NOT ON FORM

Blank	- Blank on the form
1	- Maltreated the child
2	- "Permitted" maltreatment by others
3	- Not involved
4	- No allegation of adult responsibility
9	- Unknown
X	- Not on form

EMPM 029 EMPLOYMENT STATUS: MOTHER/SUBSTITUTE

CPS: ITEM 5A. EMPLOYMENT
 NON-CPS: ITEM 11D. EMPLOYMENT STATUS

Blank	- Blank on the form
1	- Employed full time
2	- Employed part time
3	- Unemployed, looking for work
4	- Not in labor force
5	- Other (specify)
8	- Not ascertained
9	- Unknown

Variable Column
Name Number(s)

MSETHNIC 030 ETHNIC GROUP: MOTHER/SUBSTITUTE

CPS: ITEM 5A. ETHNIC GROUP
 NON-CPS: NOT ON FORM

Blank	- Blank on the form
1	- American Indian/Alaskan Native
2	- Asian/Pacific Islander
3	- Black, not of Hispanic origin
4	- Hispanic
5	- White, not of Hispanic origin
6	- Other (specify) - make card
9	- Unknown
X	- Not on form

MSETOTH 031-046 OTHER ETHNIC GROUP: MOTHER/SUBSTITUTE

CPS: ITEM 5A. ETHNIC GROUP OTHER (SPECIFY)
 NON-CPS: NOT ON FORM

X - Not on form

MSUB 047 MOTHER/SUBSTITUTE

CPS: NOT ON FORM
 NON-CPS: ITEM 11A. MOTHER/SUBSTITUTE:
 RELATIONSHIP TO CHILD

Blank	- Blank on form
1	- Natural mother
2	- Stepmother
3	- Not living in child's home
4	- Other (specify)
X	- Not on form

Variable Column
Name Number(s)

MSUBOTH 048-062 MOTHER/SUBSTITUTE: OTHER

CPS: NOT ON FORM

NON-CPS: ITEM 11A. MOTHER/SUBSTITUTE:
RELATIONSHIP TO CHILD (OTHER)

X - Not on form

EMPMOTH 063-077 EMPLOYMENT OTHER: MOTHER/SUBSTITUTE

CPS: NOT ON FORM

NON-CPS: ITEM 11D. EMPLOYMENT STATUS (OTHER)

X - Not on form

ANALYSIS FILE CODE MANUAL FOR STUDY OF THE
NATIONAL INCIDENCE AND PREVALENCE OF CHILD ABUSE AND NEGLECT

Variable Column

Name Number(s)ID (001-007) UNIQUE IDENTIFICATION NUMBERPSU 001-002 COUNTY PSU NUMBER

SEE TECHNICAL REPORTS

01-28 - County number

FACTYPE 003 FACILITY TYPE

- 1 - Child Protective Service
- 2 - State/County Police or Sheriff
- 3 - Hospital
- 4 - School
- 5 - Day care center
- 6 - Social Services
- 7 - Municipal Police Dept
- 8 - Juvenile Probation Dept
- 9 - Public Health Dept

SEQNO 004-007 SEQUENTIAL NUMBER

0001-9999 - Sequence within PSU and FACTYPE

CARDNO 008-009 RECORD NUMBER

02 - Record 02

Variable Column
Name Number(s)

FSEXIST 010

FATHER/SUBSTITUTE IN HOME

CPS: ITEM 5B. PARENT(S) SUB IN HOME-FATHER
SUBSTITUTE

NON-CPS: NOT ON FORM

Blank	- Blank on the form
1	- Present
2	- Absent
9	- Status unknown
X	- Not on form

AGEF

011-012

AGE: FATHER/SUBSTITUTE

CPS: ITEM 5B. AGE IN YEARS
NON-CPS: ITEM 11C. AGE

Blank	- Blank on the form
12-70	- Actual
71	- 71 or higher
97	- Less than 12
99	- Unknown

FSROLE 013

ALLEGED ROLE OF FATHER/SUBSTITUTE

CPS: ITEM 5B. ALLEGED ROLE
NON-CPS: NOT ON FORM

Blank	- Blank on the form
1	- Maltreated the child
2	- "Permitted" maltreatment by others
3	- Not involved
4	- No allegation of adult responsibility
9	- Unknown
X	- Not on form

Variable Column
Name Number(s)

EMPF 014 EMPLOYMENT STATUS: FATHER/SUBSTITUTE

CPS: ITEM 5B. EMPLOYMENT

NON-CPS: ITEM 11D. EMPLOYMENT STATUS

Blank	- Blank on the form
1	- Employed full time
2	- Employed part time
3	- Unemployed, looking for work
4	- Not in labor force
5	- Other (specify)
8	- Not ascertained
9	- Unknown

FSETHNIC 015 ETHNIC GROUP: FATHER/SUBSTITUTE

CPS: ITEM 5B. ETHNIC GROUP

NON-CPS: NOT ON FORM

Blank	- Blank on the form
1	- American Indian/Alaskan Native
2	- Asian/Pacific Islander
3	- Black, not of Hispanic origin
4	- Hispanic
5	- White, not of Hispanic origin
6	- Other (specify) - make card
9	- Unknown
X	- Not on form

FSETOTH 016-031 OTHER ETHNIC GROUP: FATHER/SUBSTITUTE

CPS: ITEM 5A. ETHNIC GROUP OTHER (SPECIFY)

NON-CPS: NOT ON FORM

X	- Not on form
---	---------------

Variable Column
Name Number(s)

FSUB 032 FATHER/SUBSTITUTE

CPS: NOT ON FORM

NON-CPS: ITEM 11A. FATHER/SUBSTITUTE:
RELATIONSHIP TO CHILD

Blank	- Blank on form
1	- Natural father
2	- Stepfather
3	- Not living in child's home
4	- Other (specify)
X	- Not on form

FSUBOTH 033-047 FATHER/SUBSTITUTE: OTHER

CPS: NOT ON FORM

NON-CPS: ITEM 11A. FATHER/SUBSTITUTE:
RELATIONSHIP TO CHILD (OTHER)

X	- Not on form
---	---------------

EMPFOTH 048-062 EMPLOYMENT OTHER: FATHER/SUBSTITUTE

CPS: NOT ON FORM

NON-CPS: ITEM 11D. EMPLOYMENT STATUS (OTHER)

X	- Not on form
---	---------------

ANALYSIS FILE CODE MANUAL FOR STUDY OF THE
NATIONAL INCIDENCE AND PREVALENCE OF CHILD ABUSE AND NEGLECT

Variable Column
Name Number(s)

ID (001-007) UNIQUE IDENTIFICATION NUMBER

PSU 001-002 COUNTY PSU NUMBER

SEE TECHNICAL REPORTS

01-28 - County number

FACTYPE 003 FACILITY TYPE

- 1 - Child Protective Service
- 2 - State/County Police or Sheriff
- 3 - Hospital
- 4 - School
- 5 - Day care center
- 6 - Social Services
- 7 - Municipal Police Dept
- 8 - Juvenile Probation Dept
- 9 - Public Health Dept

SEQNO 004-007 SEQUENTIAL NUMBER

0001-9999 - Sequence within PSU and FACTYPE

CARDNO 008-009 RECORD NUMBER

03 - Record 03

Variable Column
Name Number(s)

OTHREL1 010-011 FIRST OTHER INVOLVED ADULT'S RELATIONSHIP TO CHILD
- CODED

CPS: ITEM 6A. FIRST OTHER INVOLVED ADULT, IF ANY
NON-CPS: ITEM 11A. FIRST OTHER INVOLVED ADULT:
RELATIONSHIP TO CHILD

Blank	- Blank on the form
01	- Out of home natural parent
02	- Other separated/divorced spouse
03	- Paramour of in home parent
04	- Adult relative in home (uncle, aunt, etc.)
05	- Adult relative not in home
06	- Other adult caretaker
08	- Other/known but not clear caretaker
09	- Other/stranger
10	- Other/unclear stranger
11	- Other/known noncaretaker adult < 5 yrs older
12	- Other/known noncaretaker adult unknown age
13	- Other/known nonadult
14	- Other/unknown adult status
15	- Other/nonadult stranger
98	- Unknown
99	- Not ascertained

RELSPI 012-027 FIRST OTHER INVOLVED ADULT'S RELATIONSHIP TO CHILD
- SPECIFIED

CPS: ITEM 6A. SPECIFY RELATIONSHIP (E.G.,
MOTHER'S BOYFRIEND, BABYSITTER)
NON-CPS: NOT ON FORM

X - Not on form

Variable Column
Name Number(s)

AGEOTH1 028-029 AGE: FIRST OTHER INVOLVED ADULT

CPS: ITEM 6A. AGE IN YEARS
NON-CPS: ITEM 11C. AGE

Blank	- Blank on the form
12-70	- Actual
71	- 71 or higher
97	- Less than 12
99	- Unknown

SEXOTH1 030 SEX: FIRST OTHER INVOLVED ADULT

CPS: ITEM 6A. SEX
NON-CPS: ITEM 11B. SEX

Blank	- Blank on the form
1	- Male
2	- Female
8	- Not ascertained
9	- Unknown (dk)

OROLE1 031 ALLEGED ROLE OF FIRST OTHER INVOLVED ADULT

CPS: ITEM 6A. ALLEGED ROLE
NON-CPS: NOT ON FORM

Blank	- Blank on the form
1	- Maltreated the child
2	- "Permitted" maltreatment by others
3	- Not involved
4	- No allegation of adult responsibility
9	- Unknown
X	- Not on form

Variable Column
Name Number(s)

EMPOTH1 032

EMPLOYMENT STATUS: FIRST OTHER INVOLVED ADULT

CPS: ITEM 6A. EMPLOYMENT STATUS

NON-CPS: ITEM 11D. EMPLOYMENT STATUS

Blank	- Blank on the form
1	- Employed full time
2	- Employed part time
3	- Unemployed, looking for work
4	- Not in labor force
5	- Other (specify)
8	- Not ascertained
9	- Unknown

OETHNIC1 033

ETHNIC GROUP: FIRST OTHER INVOLVED ADULT

CPS: ITEM 6A. ETHNIC GROUP

NON-CPS: NOT ON FORM

Blank	- Blank on the form
1	- American Indian/Alaskan Native
2	- Asian/Pacific Islander
3	- Black, not of Hispanic origin
4	- Hispanic
5	- White, not of Hispanic origin
6	- Other (specify) - make card
9	- Unknown
X	- Not on form

OETHOTH1 034-049

OTHER ETHNIC GROUP: FIRST OTHER INVOLVED ADULT

CPS: ITEM 6A. OTHER ETHNIC GROUP (SPECIFY)

NON-CPS: NOT ON FORM

X	- Not on form
---	---------------

CPS: NOT ON FORM
NON-CPS: ITEM 11A. FIRST OTHER INVOLVED ADULT:
RELATIONSHIP TO CHILD (OTHER-
SPECIFY)

CPS: NOT ON FORM
NON-CPS: ITEM 11D. FIRST OTHER INVOLVED ADULT:
EMPLOYMENT STATUS (OTHER-SPECIFY)

X - Not on form

ANALYSIS FILE CODE MANUAL FOR STUDY OF THE
NATIONAL INCIDENCE AND PREVALENCE OF CHILD ABUSE AND NEGLECT

Variable Column

Name Number(s)ID (001-007) UNIQUE IDENTIFICATION NUMBERPSU 001-002 COUNTY PSU NUMBER

SEE TECHNICAL REPORTS

01-28 - County number

FACTYPE 003 FACILITY TYPE

- 1 - Child Protective Service
- 2 - State/County Police or Sheriff
- 3 - Hospital
- 4 - School
- 5 - Day care center
- 6 - Social Services
- 7 - Municipal Police Dept
- 8 - Juvenile Probation Dept
- 9 - Public Health Dept

SEQNO 004-007 SEQUENTIAL NUMBER

0001-9999 - Sequence within PSU and FACTYPE

CARDNO 008-009 RECORD NUMBER

04 - Record 04

Variable Column
Name Number(s)

OTHREL2 010-011 SECOND OTHER INVOLVED ADULT'S RELATIONSHIP TO CHILD
- CODED

CPS: ITEM 6A. SECOND OTHER INVOLVED ADULT, IF ANY
NON-CPS: ITEM 11A. SECOND OTHER INVOLVED ADULT:
RELATIONSHIP TO CHILD

Blank	- Blank on the form
01	- Out of home natural parent
02	- Other separated/divorced spouse
03	- Paramour of in home parent
04	- Adult relative in home (uncle, aunt, etc.)
05	- Adult relative not in home
06	- Other adult caretaker
08	- Other/known but not clear caretaker
09	- Other/stranger
10	- Other/unclear stranger
11	- Other/known noncaretaker adult < 5 yrs older
12	- Other/known noncaretaker adult unknown age
13	- Other/known nonadult
14	- Other/unknown adult status
15	- Other/nonadult stranger
98	- Unknown
99	- Not ascertained

RELSP2 012-027 SECOND OTHER INVOLVED ADULT'S RELATIONSHIP TO CHILD
- SPECIFIED

CPS: ITEM 6A. SPECIFY RELATIONSHIP (E.G.,
MOTHER'S BOYFRIEND, BABYSITTER)
NON-CPS: NOT ON FORM

X	- Not on form
---	---------------

Variable Column
Name Number(s)

AGEOTH2 028-029 AGE: SECOND OTHER INVOLVED ADULT

CPS: ITEM 6A. AGE IN YEARS
NON-CPS: ITEM 11C. AGE

Blank	- Blank on the form
12-70	- Actual
71	- 71 or higher
97	- Less than 12
99	- Unknown

SEXOTH2 030 SEX: SECOND OTHER INVOLVED ADULT

CPS: ITEM 6A. SEX
NON-CPS: ITEM 11B. SEX

Blank	- Blank on the form
1	- Male
2	- Female
8	- Not ascertained
9	- Unknown (dk)

OROLE2 031 ALLEGED ROLE OF SECOND OTHER INVOLVED ADULT

CPS: ITEM 6A. ALLEGED ROLE
NON-CPS: NOT ON FORM

Blank	- Blank on the form
1	- Maltreated the child
2	- "Permitted" maltreatment by others
3	- Not involved
4	- No allegation of adult responsibility
9	- Unknown
X	- Not on form

Variable Column
Name Number(s)

EMPOTH2 032 EMPLOYMENT STATUS: SECOND OTHER INVOLVED ADULT

CPS: ITEM 6A. EMPLOYMENT
 NON-CPS: ITEM 11D. EMPLOYMENT STATUS

Blank	- Blank on the form
1	- Employed full time
2	- Employed part time
3	- Unemployed, looking for work
4	- Not in labor force
5	- Other (specify)
8	- Not ascertained
9	- Unknown

OETHNIC2 033 ETHNIC GROUP: SECOND OTHER INVOLVED ADULT

CPS: ITEM 6A. ETHNIC GROUP
 NON-CPS: NOT ON FORM

Blank	- Blank on the form
1	- American Indian/Alaskan Native
2	- Asian/Pacific Islander
3	- Black, not of Hispanic origin
4	- Hispanic
5	- White, not of Hispanic origin
6	- Other (Specify) - make card
9	- Unknown
X	- Not on form

OETHOTH2 034-049 OTHER ETHNIC GROUP: SECOND OTHER INVOLVED ADULT

CPS: ITEM 6A. OTHER ETHNIC GROUP (SPECIFY)
 NON-CPS: NOT ON FORM

X	- Not on form
---	---------------

Variable Column
Name Number(s)

OTHADSP2 050-064 SECOND OTHER INVOLVED ADULT'S RELATIONSHIP TO CHILD
 - SPECIFY

CPS: NOT ON FORM
NON-CPS: ITEM 11A. SECOND OTHER INVOLVED ADULT:
 RELATIONSHIP TO CHILD (OTHER-
 SPECIFY)

X - Not on form

OEMPOTH2 065-079 OTHER EMPLOYMENT: SECOND OTHER INVOLVED ADULT

CPS: NOT ON FORM
NON-CPS: ITEM 11D. SECOND OTHER INVOLVED ADULT:
 EMPLOYMENT STATUS (OTHER-SPECIFY)

X - Not on form

ANALYSIS FILE CODE MANUAL FOR STUDY OF THE
NATIONAL INCIDENCE AND PREVALENCE OF CHILD ABUSE AND NEGLECT

Variable Column
Name Number(s)

ID (001-007) UNIQUE IDENTIFICATION NUMBER

PSU 001-002 COUNTY PSU NUMBER

SEE TECHNICAL REPORTS

01-28 - County number

FACTYPE 003 FACILITY TYPE

- | | |
|---|----------------------------------|
| 1 | - Child Protective Service |
| 2 | - State/County Police or Sheriff |
| 3 | - Hospital |
| 4 | - School |
| 5 | - Day care center |
| 6 | - Social Services |
| 7 | - Municipal Police Dept |
| 8 | - Juvenile Probation Dept |
| 9 | - Public Health Dept |

SEQNO 004-007 SEQUENTIAL NUMBER

0001-9999 - Sequence within PSU and FACTYPE

CARDNO 008-009 RECORD NUMBER

05 - Record 05

Variable Column
Name Number(s)

NCHILD 010-011 TOTAL NUMBER OF CHILDREN UNDER 18 IN HOUSEHOLD

CPS: ITEM 7. NUMBER OF CHILDREN UNDER 18 IN
HOUSEHOLD:

NON-CPS: ITEM 9. TOTAL NUMBER OF CHILDREN UNDER
18 LIVING IN THIS HOUSEHOLD AT
TIME OF MALTREATMENT EVENTS

Blank - Blank on the form
01-50 - Number of children in household
97 - Nonsensical
99 - Unknown

AGE 012-013 CHILD'S AGE: YEARS

CPS: ITEM 7. AGE IN YEARS
NON-CPS: ITEM 3. CHILD'S AGE: YEARS

Blank - Blank on the form
01-22 - Actual age in years, as of report
 date or Dec 06, 1986
99 - Unknown

AGEMO 014-015 CHILD'S AGE: MONTHS

CPS: NOT ON FORM
NON-CPS: ITEM 3. CHILD'S AGE: MONTHS

Blank - Blank on the form
00-11 - Actual age in months, integer (if
 less than 1 month - 00)
97 - Not born at time of maltreatment.
X - Not on form

Variable Column
Name Number(s)

SEX 016 CHILD'S SEX

CPS: ITEM 7. SEX
NON-CPS: ITEM 2. CHILD'S SEX

Blank - Blank on the form
1 - Male
2 - Female
9 - Don't know

ETHNIC 017 CHILD'S ETHNIC GROUP

CPS: NOT ON FORM
NON-CPS: ITEM 5. CHILD'S ETHNIC GROUP

Blank - Blank on the form
1 - American Indian or Alaskan Native
2 - Asian or Pacific Islander
3 - Black, not of Hispanic origin
4 - Hispanic
5 - White, not of Hispanic origin
6 - Other (specify)
9 - Unknown
X - Not on form

ETHOTH 018-033 CHILD'S ETHNIC GROUP: OTHER

CPS: NOT ON FORM
NON-CPS: ITEM 5. CHILD'S ETHNIC GROUP: OTHER
(SPECIFY)

X - Not on form

Variable Column
Name Number(s)

MREL 034 RELATIONSHIP TO MOTHER/SUBSTITUTE

CPS: ITEM 7D. RELATIONSHIP TO: MOTHER/SUB
 NON-CPS: NOT ON FORM

Blank	- Blank on the form
1	- Natural child
2	- Step child
3	- Foster child
4	- Adopted child
5	- Grandchild
6	- Other (specify) - make card
8	- Not ascertained
9	- Unknown
X	- Not on form

MSPR 035-050 RELATIONSHIP TO MOTHER/SUBSTITUTE (SPECIFY)

CPS: ITEM 7. RELATIONSHIP TO: MOTHER/SUB
 OTHER (SPECIFY)
 NON-CPS: NOT ON FORM

X - Not on form

FREL 051 RELATIONSHIP TO FATHER/SUBSTITUTE

CPS: ITEM 7. RELATIONSHIP TO: FATHER/SUB
 NON-CPS: NOT ON FORM

Blank	- Blank on the form
1	- Natural child
2	- Step child
3	- Foster child
4	- Adopted child
5	- Grandchild
6	- Other (specify) - make card
8	- Not ascertained
9	- Unknown
X	- Not on form

Variable Column
Name Number(s)

FSPR 052-067 RELATIONSHIP TO FATHER/SUBSTITUTE (SPECIFY)

CPS: ITEM 7. RELATIONSHIP TO: FATHER/SUB OTHER
(SPECIFY)

NON-CPS: NOT ON FORM

X - Not on form

ROLA 068 CHILD ROLE. ALLEGED

CPS: ITEM 7. CHILD ROLE ALLEGED

NON-CPS: NOT ON FORM BUT MAY HAVE VALUE FROM
CPS DUPLICATE CASE

Blank - Blank on the form

1 - Victim

2 - Not a victim

9 - Unknown

X - Not on form/Not from CPS
duplicate case

ROLI 069 CHILD ROLE. INDICATED

CPS: ITEM 7. CHILD ROLE INDICATED

NON-CPS: NOT ON FORM BUT MAY HAVE VALUE FROM
CPS DUPLICATE CASE

Blank - Blank on the form

1 - Victim

2 - Not a victim

9 - Unknown

X - Not on form/Not from CPS
duplicate case

Variable Column
Name Number(s)

INCOME 070 ESTIMATED ANNUAL FAMILY INCOME

CPS: ITEM 9. ESTIMATED ANNUAL FAMILY INCOME
 NON-CPS: ITEM 7. ESTIMATED ANNUAL FAMILY INCOME

Blank - Blank on form
 1 - Less than \$15,000
 2 - \$15,000 - \$29,999
 3 - \$30,000 or more
 9 - Unknown (DK)

AFDC 071 DOES THE HOUSEHOLD RECEIVE AFDC

CPS: ITEM 10. FAMILY RECEIVING AFDC?
 NON-CPS: ITEM 8. DOES THE HOUSEHOLD RECEIVE AID TO
 FAMILIES WITH DEPENDENT CHILDREN (AFDC)?

Blank - Blank on form
 1 - Yes
 2 - No
 9 - Unknown

SUPPORT 072 STATUS OF COURT ORDERED CHILD SUPPORT PAYMENTS TO
 FAMILY

CPS: ITEM 11. STATUS OF COURT ORDERED CHILD
 SUPPORT PAYMENTS TO FAMILY
 NON-CPS: NOT ON FORM BUT MAY HAVE VALUE FROM
 CPS DUPLICATE CASE

Blank - Blank on form
 1 - Up to date
 2 - Delinquent
 3 - Not applicable
 9 - Unknown
 X - Not on form/Not from CPS
 duplicate case

Variable Column
Name Number(s)

NVICT 073-074 TOTAL NUMBER OF CHILDREN IN HOUSEHOLD FOR WHOM YOU
ARE SUBMITTING STUDY DATA FORMS

CPS: NOT ON FORM

NON-CPS: ITEM 10. TOTAL NUMBER OF CHILDREN IN
THIS HOUSEHOLD FOR WHOM YOU ARE SUBMITTING
STUDY DATA FORMS

Blank	- Blank on form
01-15	- Actual
97	- Nonsensical
99	- Unknown
X	- Not on form

ROLSA 075

ALLEGED VICTIM?

CPS: NOT ON LONG FORM BUT MAY HAVE VALUE
FROM CPS DUPLICATE CASE (SHORT FORM)
SHORT FORM ONLY: ITEM 6. CHECK IF
ALLEGED VICTIM

NON-CPS: NOT ON FORM BUT MAY HAVE VALUE FROM
CPS DUPLICATE CASE (SHORT FORM)

Blank	- Blank on form
1	- Victim (checked)
9	- Unknown (written in)

ANALYSIS FILE CODE MANUAL FOR STUDY OF THE
NATIONAL INCIDENCE AND PREVALENCE OF CHILD ABUSE AND NEGLECTVariable Column
Name Number(s)ID (001-007) UNIQUE IDENTIFICATION NUMBERPSU 001-002 COUNTY PSU NUMBER

SEE TECHNICAL REPORTS

01-28 - County number

FACTYPE 003 FACILITY TYPE

- 1 - Child Protective Service
- 2 - State/County Police or Sheriff
- 3 - Hospital
- 4 - School
- 5 - Day-care center
- 6 - Social Services
- 7 - Municipal Police Dept
- 8 - Juvenile Probation Dept
- 9 - Public Health Dept

SEQNO 004-007 SEQUENTIAL NUMBER

0001-9999 - Sequence within PSU and FACTYPE

CARDNO 008-009 RECORD NUMBER

06 - Record 06

Variable Column
Name Number(s)

PSSOURCE 010-011 SOURCE OF THIS REPORT TO PS

CPS: ITEM 12. SOURCE OF THIS REPORT TO PS
 NON-CPS: NOT ON FORM BUT MAY HAVE VALUE FROM
 CPS DUPLICATE CASE

Blank	- Blank on form
01	- Other unit of this DSS/Welfare Dept.
02	- DSS/Welfare Dept. in other state/country
03	- Police/Sheriff
04	- Probation/Corrections Dept.
05	- Coroner/Medical Examiner
06	- School
07	- Day care program
08	- Hospital
09	- Medical clinic/office not in hosp.
10	- Mental health facility/agency
11	- Social/family service agency
12	- Self, family member, relative
13	- Individual unrelated to family
14	- Anonymous
15	- Other (specify) - make card
16	- Court
17	- Other law enforcement
18	- Public Health Department
19	- Other mandated agency
30	- Multiples that contain any: 03-04,06-11,18
31	- Multiples that do not contain any: 03-04,06-11,18
99	- Unknown/refused
X	- Not on form/Not from CPS duplicate case

OTHSRC 012-027 OTHER SOURCE OF THIS REPORT TO PS

CPS: ITEM 12. SOURCE OF THIS REPORT TO PS: OTHER
 (SPECIFY)
 NON-CPS: NOT ON FORM BUT MAY HAVE VALUE FROM
 CPS DUPLICATE CASE

X	- Not on form/Not from CPS duplicate case
---	--

Variable Column
Name Number(s)

TYP SRC 028

TYPE OF REPORT SOURCE

CPS: ITEM 12a. TYPE OF REPORT SOURCE
NON-CPS: NOT ON FORM BUT MAY HAVE VALUE FROM
CPS DUPLICATE CASE

Blank - Blank on form
1 - Public agency
2 - Private facility or professional
3 - Individual
9 - Unknown
X - Not on form/Not from CPS
duplicate case

COOPM 029

PARENT/SUBSTITUTE RESPONSE TO PS - MOTHER
(COOP)

CPS: ITEM 13a. PARENT/SUBSTITUTE RESPONSE TO PS
ASSESSMENT MOTHER/SUBSTITUTE
NON-CPS: NOT ON FORM BUT MAY HAVE VALUE FROM
CPS DUPLICATE CASE

Blank - Blank on form
1 - Cooperative
2 - Uncooperative
3 - Not contacted
9 - Unknown
X - Not on form/Not from CPS
duplicate case

COOPF 030

PARENT/SUBSTITUTE RESPONSE TO PS - FATHER (COOP)

CPS: ITEM 13a. PARENT/SUBSTITUTE RESPONSE TO PS
ASSESSMENT FATHER/SUBSTITUTE
NON-CPS: NOT ON FORM BUT MAY HAVE VALUE FROM
CPS DUPLICATE CASE

Blank - Blank on form
1 - Cooperative
2 - Uncooperative
3 - Not contacted
9 - Unknown
X - Not on form/Not from CPS
duplicate case

Variable Column
Name Number(s)

DENYM 031 PARENT/SUBSTITUTE RESPONSE TO PS - MOTHER (DENY)

CPS: ITEM 13b. PARENT/SUBSTITUTE RESPONSE TO PS
 ASSESSMENT MOTHER/SUBSTITUTE

NON-CPS: NOT ON FORM BUT MAY HAVE VALUE FROM
 CPS DUPLICATE CASE

Blank - Blank on form
 1 - Acknowledged allegation
 2 - Denied allegation
 3 - Not contacted/not applicable
 9 - Unknown
 X - Not on form/Not from CPS
 duplicate case

DENYF 032 PARENT/SUBSTITUTE RESPONSE TO PS - FATHER (DENY)

CPS: ITEM 13b. PARENT/SUBSTITUTE RESPONSE TO PS
 ASSESSMENT FATHER/SUBSTITUTE

NON-CPS: NOT ON FORM BUT MAY HAVE VALUE FROM
 CPS DUPLICATE CASE

Blank - Blank on form
 1 - Acknowledged allegation
 2 - Denied allegation
 3 - Not contacted/not applicable
 9 - Unknown
 X - Not on form/Not from CPS
 duplicate case

PSASS 033 STATUS OF PS ASSESSMENT

CPS: ITEM 14. STATUS OF PS ASSESSMENT

NON-CPS: NOT ON FORM BUT MAY HAVE VALUE FROM
 CPS DUPLICATE CASE

Blank - Blank on form
 1 - Founded
 2 - Indicated
 3 - Unfounded
 X - Not on form/Not from CPS
 duplicate case

Variable Column
Name Number(s)

SOURC1 034-035 PLACE OF EMPLOYMENT OF DATA PROVIDER

CPS: NOT ON FORM
NON-CPS: ITEM 18. YOUR PLACE OF EMPLOYMENT

Blank	- Blank on form
01	- School
02	- Day care
03	- Hospital
04	- Police/Sheriff Department
05	- Probation Department
06	- Public Health Department
07	- Social services agency
08	- Other (specify)
X	- Not on form

REMPSP 036-051 OTHER PLACE OF EMPLOYMENT OF DATA PROVIDER
(SPECIFY)

CPS: NOT ON FORM
NON-CPS: ITEM 18. YOUR PLACE OF EMPLOYMENT:
OTHER (SPECIFY)

X	- Not on form
---	---------------

ROCC 052-053 OCCUPATION OF DATA PROVIDER

CPS: NOT ON FORM
NON-CPS: ITEM 19. OCCUPATION OF PERSON PROVIDING
INFORMATION ON THIS DATA FORM

Blank	- Blank on form
01	- Social worker
02	- Nurse
03	- Physician
04	- Psychologist
05	- Teacher
06	- Sheriff/police officer
07	- Probation officer
08	- Other (specify)
X	- Not on form

Variable Column
Name Number(s)

ROCCSP 054-069 OTHER OCCUPATION OF DATA PROVIDER

CPS: NOT ON FORM
 NON-CPS: ITEM 19. OCCUPATION OF PERSON PROVIDING
 INFORMATION ON THIS DATA FORM: OTHER
 (SPECIFY)

X - Not on form

ANALYSIS FILE CODE MANUAL FOR STUDY OF THE
NATIONAL INCIDENCE AND PREVALENCE OF CHILD ABUSE AND NEGLECT

Variable Column

Name Number(s)ID (001-007) UNIQUE IDENTIFICATION NUMBERPSU 001-002 COUNTY PSU NUMBER

SEE TECHNICAL REPORTS

01-28 - County number

FACTYPE 003 FACILITY TYPE

- 1 - Child Protective Service
- 2 - State/County Police or Sheriff
- 3 - Hospital
- 4 - School
- 5 - Day care center
- 6 - Social Services
- 7 - Municipal Police Dept
- 8 - Juvenile Probation Dept
- 9 - Public Health Dept

SEQNO 004-007 SEQUENTIAL NUMBER

0001-9999 - Sequence within PSU and FACTYPE

CARDNO 008-009 RECORD NUMBER

07 - Record 07

Variable Column
Name Number(s)

AGECK 010 AGE: OUT OF SCOPE CHECK

CPS/NON-CPS:
 SEE REPORT ON DATA PROCESSING AND ANALYSIS -
 APPENDIX C
 EVAL: ITEM LABELED CHECKLIST: AGE

Blank	- Blank on form/Case not evaluated
1	- Birth thru 17
2	- Unspecified - no indication of problem
3	- Indication(s) of possible age problem
8	- Out of scope: events before/during delivery
9	- Out of scope: events on/after 18th birthday

RESIDCK 011 COUNTY OF RESIDENCE CHECK

CPS/NON-CPS:
 SEE REPORT ON DATA PROCESSING AND ANALYSIS -
 APPENDIX C
 EVAL: ITEM LABELED CHECKLIST: RESIDENCE

Blank	- Blank on form/Case not evaluated
1	- Clearly in a study county
2	- Unspecified, but no indication of a problem
3	- Multiple residences during September 7, 1986 through December 6, 1986
4	- Other indications of possible residence problem
9	- Out of scope: not a study county resident at any time during study

Variable Column
Name Number(s)

CUSTDYCK 012

CUSTODY STATUS (DEPEND/INSTITU.)

CPS/NON-CPS:
 SEE REPORT ON DATA PROCESSING AND ANALYSIS -
 APPENDIX C
 EVAL: ITEM LABELED CHECKLIST: DEPEND/INSTITU.

Blank	- Blank on form/Case not evaluated
1	- No indication of problem
2	- Some indication of possible dependency/institutional problem
8	- Out of scope: child in institutional custody at time of events
9	- Out of scope: child 15-17 and not living with parents/substitutes at time of events

RESPONDENT'S CODE FOR SUSPECTED MALTREATMENT

CPS/NON-CPS:
 SEE REPORT ON DATA PROCESSING AND ANALYSIS -
 APPENDIX C
 EVAL: ITEM LABELED RESPONDENT'S CODE

RESPCD1F 013-014

RESPONDENT'S CODE: 1ST FORM

RESPCD2F 037-038

RESPONDENT'S CODE: 2ND FORM. IF APPLICABLE.

Variable Column
Name Number(s)

RESPCD3F 061-062 RESPONDENT'S CODE: 3RD FORM, IF APPLICABLE

Blank	- Blank on form/Case not evaluated
01	- Intrusion - acts involving penile penetration
02	- Molestation with genital contact
03	- Other or unknown sexual exploitation
04	- Physical assault
05	- Close confinement
06	- Verbal or emotional assault
07	- Other or unknown abuse
08	- Refusal to allow or provide needed care
09	- Unwarranted delay or failure to seek needed care for injury, illness, impairment
10	- Refusal of custody
11	- Inadequate supervision
12	- Other physical neglect
13	- Knowingly permitted chronic truancy
14	- Other (failed to enroll, repeatedly kept child home, etc.)
15	- Inadequate nurturance/affection
16	- Knowingly permitted maladaptive behavior
17	- Other CPS (Long Form)

CHECKED CODE FOR SUSPECTED MALTREATMENT

CPS/NON-CPS:

SEE REPORT ON DATA PROCESSING AND ANALYSIS -

APPENDIX C

EVAL: ITEM LABELED CHECKED CODE

CKCDE1F 015-017 CHECKED CODE: 1ST FORM

CKCDE2F 039-041 CHECKED CODE: 2ND FORM, IF APPLICABLE

Variable Column
Name Number(s)

CKCDE3F 063-065 CHECKED CODE: 3RD FORM, IF APPLICABLE

Blank	- Blank on form/Case not evaluated
011	- Sexual exploitation: intrusion
012	- Sexual exploitation: intrusion permitting by adult caretaker
021	- Sexual exploitation: molestation with genital contact
022	- Sexual exploitation: molestation with genital contact - permitting by adult caretaker
031	- Sexual exploitation: other or unknown
032	- Sexual exploitation: other or unknown - permitting by adult caretaker
041	- Physical assault
042	- Physical assault - permitting by adult caretaker
051	- Close confinement: tying/binding
052	- Close confinement: tying/binding - permitting by adult caretaker
053	- Close confinement: other
054	- Close confinement: other - permitting by adult caretaker
061	- Verbal or emotional assault
062	- Verbal or emotional assault - permitting by adult caretaker
071	- Other or unknown abuse
072	- Other or unknown abuse - permitting by adult caretaker
080	- Inattention to remedial health care needed care for diagnosed condition or impairment
090	- Inattention to remedial health care needs: unwarranted delay or failure to seek needed care

Variable Column
Name Number(s)

- | | |
|-----|---|
| 101 | - Inattention to physical needs:
refusal of custody/abandonment |
| 102 | - Inattention to physical needs: other
refusal of custody |
| 103 | - Inattention to physical needs: other
custody related maltreatment |
| 111 | - Inattention to physical needs:
inadequate supervision |
| 112 | - Inattention to physical needs:
inadequate supervision - can be
perpetrated by an adult caretaker |
| 121 | - Inattention to physical needs: other
physical neglect |
| 122 | - Inattention to physical needs: other
physical neglect - must be
perpetrated by an adult caretaker |
| 130 | - Inattention to educational needs:
knowingly permitted chronic truancy |
| 141 | - Inattention to educational needs:
other truancy/failure to register or
enroll |
| 142 | - Inattention to educational needs:
other refusal to allow or provide
needed attention to diagnosed
educational need |
| 151 | - Inattention to
developmental/emotional needs:
inadequate nurturance/affection |
| 152 | - Inattention to
developmental/emotional needs:
chronic/extreme spouse abuse |
| 161 | - Inattention to
developmental/emotional needs:
knowingly permitting drug/alcohol
abuse |
| 162 | - Inattention to
developmental/emotional needs:
knowingly permitting other
maladaptive behavior |

Variable Column
Name Number(s)

- | | |
|-----|--|
| 171 | - Inattention to developmental/emotional needs: refusal to allow or provide needed care for diagnosed emotional or behavioral impairment/problem |
| 172 | - Inattention to developmental/emotional needs: failure to seek needed care for emotional or behavioral impairment/problem |
| 173 | - Inattention to developmental/emotional needs: other |
| 180 | - Involuntary neglect |
| 190 | - General or unspecified neglect |
| 201 | - Other or unspecified maltreatment |
| 202 | - Chemically dependent newborns |
| 203 | - Nonmaltreatment cases |

RESPONDENT'S SEVERITY OF HARM

CPS/NON-CPS:

SEE REPORT ON DATA PROCESSING AND ANALYSIS -
 APPENDIX C

EVAL: ITEM LABELED SEVERITY OF HARM

SEVTY1F 018

RESPONDENT'S SEVERITY OF HARM: 1ST FORM

SEVTY2F 042

RESPONDENT'S SEVERITY OF HARM: 2ND FORM, IF
 APPLICABLE

Variable Column
Name Number(s)

SEVTY3F 066

RESPONDENT'S SEVERITY OF HARM: 3RD FORM. IF
APPLICABLE

Blank	- Blank on form/Case not evaluated
1	- Fatal
2	- Serious
3	- Moderate
4	- Probable impairment
5	- Endangered
6	- Other/unknown CPS (Long Form)
8	- Not ascertained
9	- Unknown

RESPONDENT'S NATURE OF HARM

CPS/NON-CPS:

SEE REPORT ON DATA PROCESSING AND ANALYSIS -
APPENDIX C

EVAL: ITEM LABELED NATURE OF HARM

NATURE1F 019

RESPONDENT'S NATURE OF HARM - 1ST FORM

NATURE2F 043

RESPONDENT'S NATURE OF HARM - 2ND FORM. IF
APPLICABLE

Variable Column
Name Number(s)

NATURE3F 067

RESPONDENT'S NATURE OF HARM - 3RD FORM. IF APPLICABLE

Blank	- Blank on form/Case not evaluated
0	- Not applicable
1	- Physical injury
2	- Other health condition or physical impairment
3	- Impaired educational development
4	- Mental/emotional (injury, impairment, or behavior problem)
5	- Unknown

MONTH OF INCIDENT

CPS/NON-CPS:

SEE REPORT ON DATA PROCESSING AND ANALYSIS -
 APPENDIX C

EVAL: ITEM LABELED DATE OF INCIDENT: MONTH

INMON1F 020-021 MONTH OF INCIDENT: 1ST FORM

INMON2F 044-045 MONTH OF INCIDENT: 2ND FORM. IF APPLICABLE

INMON3F 068-069 MONTH OF INCIDENT: 3RD FORM. IF APPLICABLE

Blank	- Blank on form/Case not evaluated
01-12	- Month of incident
96	- Partial information
97	- Nonspecific answer
98	- Not ascertained
99	- Unknown

Variable Column
Name Number(s)

DAY OF INCIDENT

CPS/NON-CPS:
SEE REPORT ON DATA PROCESSING AND ANALYSIS -
APPENDIX C
EVAL: ITEM LABELED DATE OF INCIDENT: DAY

INDAY1F 022-023 DAY OF INCIDENT: 1ST FORM

INDAY2F 046-047 DAY OF INCIDENT: 2ND FORM. IF APPLICABLE

INDAY3F 070-071 DAY OF INCIDENT: 3RD FORM. IF APPLICABLE

Blank	- Blank on form/Case not evaluated
01-31	- Day of incident
99	- Unknown

YEAR OF INCIDENT

CPS/NON-CPS:
SEE REPORT ON DATA PROCESSING AND ANALYSIS -
APPENDIX C
EVAL: ITEM LABELED DATE OF INCIDENT: YEAR

INYR1F 024-025 YEAR OF INCIDENT: 1ST FORM

INYR2F 048-049 YEAR OF INCIDENT: 2ND FORM. IF APPLICABLE

Variable Column
Name Number(s)

INR3F 072-073 YEAR OF INCIDENT: 3RD FORM, IF APPLICABLE

Blank	- Blank on form/Case not evaluated
72-87	- Year of incident
99	- Unknown

ADULT(S) RESPONSE(S) - FIRST

CPS/NON-CPS:
SEE REPORT ON DATA PROCESSING AND ANALYSIS -
APPENDIX C
EVAL: ITEM LABELED ADULT(S) RESPON: (1)

ADRSP1F1 026 MOTHER/SUBSTITUTE MALTREATED: 1ST FORM

ADRSP2F1 050 MOTHER/SUBSTITUTE MALTREATED: 2ND FORM, IF
APPLICABLE

ADRSP3F1 074 MOTHER/SUBSTITUTE MALTREATED: 3RD FORM, IF
APPLICABLE

Blank	- Blank on form/Case not evaluated
1	- Involved
2	- May be involved
9	- Involvement unknown

Variable Column
Name Number(s)

ADULT(S) RESPONSE(S) - SECOND

CPS/NON-CPS:
SEE REPORT ON DATA PROCESSING AND ANALYSIS -
APPENDIX C
EVAL: ITEM LABELED ADULT(S) RESPON: (2)

ADRSP1F2 027 FATHER/SUBSTITUTE MALTREATED: 1ST FORM

ADRSP2F2 051 FATHER/SUBSTITUTE MALTREATED: 2ND FORM. IF
APPLICABLE

ADRSP3F2 075 FATHER/SUBSTITUTE MALTREATED: 3RD FORM. IF
APPLICABLE

Blank	- Blank on form/Case not evaluated
1	- Involved
2	- May be involved
9	- Involvement unknown

ADULT(S) RESPONSE(S) - THIRD

CPS/NON-CPS:
SEE REPORT ON DATA PROCESSING AND ANALYSIS -
APPENDIX C
EVAL: ITEM LABELED ADULT(S) RESPON: (3)

ADRSP1F3 028 MOTHER/SUBSTITUTE PERMITTED: 1ST FORM

ADRSP2F3 052 MOTHER/SUBSTITUTE PERMITTED: 2ND FORM. IF
APPLICABLE

Variable Column
Name Number(s)

ADRSP3F3 076

MOTHER/SUBSTITUTE PERMITTED: 3RD FORM, IF
APPLICABLE

Blank	- Blank on form/Case not evaluated
1	- Involved
2	- May be involved
9	- Involvement unknown

ADULT(S) RESPONSE(S) - FOURTH

CPS/NON-CPS:
SEE REPORT ON DATA PROCESSING AND ANALYSIS -
APPENDIX C
EVAL: ITEM LABELED ADULT(S) RESPONDS: (4)

ADRSP1F4 029

FATHER/SUBSTITUTE PERMITTED: 1ST FORM

ADRSP2F4 053

FATHER/SUBSTITUTE PERMITTED: 2ND FORM. IF
APPLICABLE

ADRSP3F4 077

FATHER/SUBSTITUTE PERMITTED: 3RD FORM. IF
APPLICABLE

Blank	- Blank on form/Case not evaluated
1	- Involved
2	- May be involved
9	- Involvement unknown

Variable Column
Name Number(s)

ADULT(S) RESPONSE(S) - FIFTH

CPS/NON-CPS:
SEE REPORT ON DATA PROCESSING AND ANALYSIS -
APPENDIX C
EVAL: ITEM LABELED ADULT(S) RESPON: (5)

ADRSP1F5 030 OTHER MALTREATED (OTHER INVOLVED ADULT): 1ST FORM

ADRSP2F5 054 OTHER MALTREATED (OTHER INVOLVED ADULT): 2ND FORM.
IF APPLICABLE

ADRSP3F5 078 OTHER MALTREATED (OTHER INVOLVED ADULT): 3RD FORM.
IF APPLICABLE

Blank - Blank on form/Case not evaluated
1 - Involved
2 - May be involved
9 - Involvement unknown

ADULT(S) RESPONSE(S) - SIXTH

CPS/NON-CPS:
SEE REPORT ON DATA PROCESSING AND ANALYSIS -
APPENDIX C
EVAL: ITEM LABELED ADULT(S) RESPON: (6)

ADRSP1F6 031 OTHER PERMITTED: 1ST FORM

Variable Column
Name Number(s)

ADRSP2F6 055 OTHER PERMITTED: 2ND FORM, IF APPLICABLE

ADRSP3F6 079 OTHER PERMITTED: 3RD FORM, IF APPLICABLE

Blank	- Blank on form/Case not evaluated
1	- Involved
2	- May be involved
9	- Involvement unknown

ADULT(S) RESPONSE(S) - SEVENTH

CPS/NON-CPS:
SEE REPORT ON DATA PROCESSING AND ANALYSIS -
APPENDIX C
EVAL: ITEM LABELED ADULT(S) RESPONDS: (7)

ADRSP1F7 032 OTHER MALTREATING ADULTS: 1ST FORM

ADRSP2F7 056 OTHER MALTREATING ADULTS: 2ND FORM, IF APPLICABLE

ADRSP3F7 080 OTHER MALTREATING ADULTS: 3RD FORM, IF APPLICABLE

Blank	- Blank on form/Case not evaluated
1	- Involved
2	- May be involved
9	- Involvement unknown

Variable Column
Name Number(s)

ADULT(S) RESPONSE(S) - EIGHTH

CPS/NON-CPS:
SEE REPORT ON DATA PROCESSING AND ANALYSIS -
APPENDIX C
EVAL: ITEM LABELED ADULT(S) RESPON: (8)

ADRSP1F8 033 NOT ASCERTAINED: 1ST FORM

ADRSP2F8 057 NOT ASCERTAINED: 2ND FORM. IF APPLICABLE

ADRSP3F8 081 NOT ASCERTAINED: 3RD FORM. IF APPLICABLE

Blank	- Blank on form/Case not evaluated
1	- Involved
2	- May be involved
9	- Involvement unknown

ADULT(S) RESPONSE(S) - NINTH

CPS/NON-CPS:
SEE REPORT ON DATA PROCESSING AND ANALYSIS -
APPENDIX C
EVAL: ITEM LABELED ADULT(S) RESPON: (9)

ADRSP1F9 034 UNKNOWN: 1ST FORM

ADRSP2F9 058 UNKNOWN: 2ND FORM. IF APPLICABLE

Variable Column
Name Number(s)

ADRSP3F9 082 UNKNOWN: 3RD FORM. IF APPLICABLE

Blank	- Blank on form/Case not evaluated
1	- Involved
2	- May be involved
9	- Involvement unknown

TIME - FRAME ELIGIBILITY

CPS/NON-CPS:
 SEE REPORT ON DATA PROCESSING AND ANALYSIS -
 APPENDIX C
 EVAL: ITEM LABELED A. TIME EVAL

TIMEV1F 035 TIME EVALUATION - 1ST FORM

TIMEV2F 059 TIME EVALUATION - 2ND FORM. IF APPLICABLE

TIMEV3F 083 TIME EVALUATION - 3RD FORM. IF APPLICABLE

Blank	- Blank on form/Case not evaluated
1	- Events occurred during study period
2	- Unspecified - no indication of problem
3	- Unclear - indication of possible problem
4	- Unclear - probably occurred outside period
8	- Out of scope: occurred before study period
9	- Out of scope: occurred after study period

Variable Column
Name Number(s)

SEVERITY EVALUATION

CPS/NON-CPS:
SEE REPORT ON DATA PROCESSING AND ANALYSIS -
APPENDIX C
EVAL: ITEM LABELED B. SEVERITY EVAL

SEVEV1F 036 SEVERITY EVALUATION - 1ST FORM

SEVEV2F 060 SEVERITY EVALUATION - 2ND FORM, IF APPLICABLE

SEVEV3F 084 SEVERITY EVALUATION - 3RD FORM, IF APPLICABLE

Blank	- Blank on form/Case not evaluated
1	- Fatal
2	- Serious
3	- Moderate
4	- Harm not required
5	- Probable impairment
6	- Endangered
7	- Insufficient information
9	- Out of scope

NIS - 1 EVALUATIONS - FIRST

CPS/NON-CPS:
SEE REPORT ON DATA PROCESSING AND ANALYSIS -
APPENDIX C
EVAL: ITEM LABELED A. PERPETRATOR REQ.

NIS1A1F 085 NIS - 1 PERPETRATOR REQUIREMENT - 1ST FORM

Variable Column
Name Number(s)

NIS1A2F 089 NIS - 1 PERPETRATOR REQUIREMENT - 2ND FORM. IF APPLICABLE

NIS1A3F 093 NIS - 1 PERPETRATOR REQUIREMENT - 3RD FORM. IF APPLICABLE

Blank	- Blank on form/Case not evaluated
1	- Clearly fulfills perpetrator requirement
2	- Probably fulfills perpetrator requirement
3	- Possible perpetrator eligibility problem
4	- Perpetrator clearly out of scope

NIS - 1 EVALUATIONS - SECOND

CPS/NON-CPS:
SEE REPORT ON DATA PROCESSING AND ANALYSIS -
APPENDIX C
EVAL: ITEM LABELED B. HARM REQ.

NIS1B1F 086 NIS - 1 HARM REQUIREMENT - 1ST FORM

NIS1B2F 090 NIS - 1 HARM REQUIREMENT - 2ND FORM. IF APPLICABLE

Variable Column
Name Number(s)

NIS1B3F 094 NIS - 1 HARM REQUIREMENT - 3RD FORM. IF APPLICABLE

Blank	- Blank on form/Case not evaluated
1	- Clearly fulfills harm requirement
2	- Out of scope: lesser harm
3	- Out of scope: insufficient evidence of harm
4	- Out of scope: no harm alleged

NIS - 1 EVALUATIONS - THIRD

CPS/NON-CPS:
 SEE REPORT ON DATA PROCESSING AND ANALYSIS -
 APPENDIX C
 EVAL: ITEM LABELED C. PERPETRATOR RESPONSIBILITY

NIS1C1F 087 NIS - 1 PERPETRATOR RESPONSIBILITY - 1ST FORM

NIS1C2F 091 NIS - 1 PERPETRATOR RESPONSIBILITY - 2ND FORM. IF APPLICABLE

NIS1C3F 095 NIS - 1 PERPETRATOR RESPONSIBILITY - 3RD FORM. IF APPLICABLE

Blank	- Blank on form/Case not evaluated
1	- Reliable evidence of in-scope perpetrator responsibility
2	- Information incomplete, but in-scope responsibility likely
3	- Responsibility doubtful
4	- Out of scope

Variable Column
Name Number(s)

NIS - 1 EVALUATIONS - FOURTH

CPS/NON-CPS:
SEE REPORT ON DATA PROCESSING AND ANALYSIS -
APPENDIX C
EVAL: ITEM LABELED D. NIS-1 COUNTABILITY

NIS1D1F 088

NIS - 1 COUNTABILITY - 1ST FORM

NIS1D2F 092

NIS - 1 COUNTABILITY - 2ND FORM, IF APPLICABLE

NIS1D3F 096

NIS - 1 COUNTABILITY - 3RD FORM, IF APPLICABLE

Blank	- Blank on form/Case not evaluated
1	- Very probable
2	- Probable
3	- Insufficient information
4	- Doubtful/unlikely
7	- Probable except for time
8	- Situation out of scope
9	- Child out of scope

Variable Column
Name Number(s)

NIS - 1 EVALUATIONS - FIFTH

CPS/NON-CPS:

SEE REPORT ON DATA PROCESSING AND ANALYSIS -

APPENDIX C

EVAL: ITEM LABELED E. OVERALL NIS-1 COUNTABILITY
OF CASE

NIS1E 097

OVERALL NIS - 1 COUNTABILITY OF CASE

Blank	- Blank on form/Case not evaluated
1	- Very probable
2	- Probable
3	- Insufficient information
4	- Doubtful/unlikely
7	- Probable except for time
8	- Situation out of scope
9	- Child out of scope

NIS - 2 EVALUATIONS - FIRST

CPS/NON-CPS:

SEE REPORT ON DATA PROCESSING AND ANALYSIS -

APPENDIX C

EVAL: ITEM LABELED A. PERPETRATOR REQ.

NIS2A1F 098

NIS - 2 PERPETRATOR REQUIREMENT - 1ST FORM

NIS2A2F 102

NIS - 2 PERPETRATOR REQUIREMENT - 2ND FORM. IF
APPLICABLE

Variable Column
Name Number(s)

NIS2A3F 106 NIS - 2 PERPETRATOR REQUIREMENT - 3RD FORM. IF APPLICABLE

- | | |
|-------|---|
| Blank | - Blank on form/Case not evaluated |
| 1 | - Clearly fulfills perpetrator requirement |
| 2 | - Probably fulfills perpetrator requirement |
| 3 | - Possible perpetrator eligibility problem |
| 4 | - Perpetrator clearly out of scope |

NIS - 2 EVALUATIONS - SECOND

CPS/NON-CPS:
 SEE REPORT ON DATA PROCESSING AND ANALYSIS -
 APPENDIX C
 EVAL: ITEM LABELED B. HARM REQ.

NIS2B1F 099 NIS - 2 HARM REQUIREMENT - 1ST FORM

NIS2B2F 103 NIS - 2 HARM REQUIREMENT - 2ND FORM. IF APPLICABLE

NIS2B3F 107 NIS - 2 HARM REQUIREMENT - 3RD FORM. IF APPLICABLE

- | | |
|-------|---|
| Blank | - Blank on form/Case not evaluated |
| 1 | - Clearly fulfills harm requirement |
| 2 | - Out of scope: lesser harm |
| 3 | - Out of scope: insufficient evidence of harm |
| 4 | - Out of scope: no harm alleged |

Variable Column
Name Number(s)

NIS - 2 EVALUATIONS - THIRD

CPS/NON-CPS:
 SEE REPORT ON DATA PROCESSING AND ANALYSIS -
 APPENDIX C
 EVAL: ITEM LABELED C. PERPETRATOR RESPONSIBILITY

NIS2C1F 100

NIS - 2 PERPETRATOR RESPONSIBILITY - 1ST FORM

NIS2C2F 104

NIS - 2 PERPETRATOR RESPONSIBILITY - 2ND FORM. IF
 APPLICABLE

NIS2C3F 108

NIS - 2 PERPETRATOR RESPONSIBILITY - 3RD FORM. IF
 APPLICABLE

Blank	- Blank on form/Case not evaluated
1	- Reliable evidence of in-scope perpetrator responsibility
2	- Information incomplete, but in-scope responsibility likely
3	- Responsibility doubtful
4	- Out of scope

NIS - 2 EVALUATIONS - FOURTH

CPS/NON-CPS:
 SEE REPORT ON DATA PROCESSING AND ANALYSIS -
 APPENDIX C
 EVAL: ITEM LABELED D. NIS-2 COUNTABILITY

NIS2D1F 101

NIS - 2 COUNTABILITY - 1ST FORM

NIS2D2F 105

NIS - 2 COUNTABILITY - 2ND FORM. IF APPLICABLE

Variable Column
Name Number(s)

NIS2D3F 109 NIS - 2 COUNTABILITY - 3RD FORM. IF APPLICABLE

Blank	- Blank on form/Case not evaluated
1	- Very probable
2	- Probable
3	- Insufficient information
4	- Doubtful/unlikely
7	- Probable except for time
8	- Situation out of scope
9	- Child out of scope

NIS - 2 EVALUATIONS - FIFTH

CPS/NON-CPS:

SEE REPORT ON DATA PROCESSING AND ANALYSIS -
 APPENDIX C

EVAL: ITEM LABELED E. OVERALL NIS-2 COUNTABILITY
 OF CASE

NIS2E 110 OVERALL NIS - 2 COUNTABILITY OF CASE

Blank	- Blank on form/Case not evaluated
1	- Very probable
2	- Probable
3	- Insufficient information
4	- Doubtful/unlikely
7	- Probable except for time
8	- Situation out of scope
9	- Child out of scope

ANALYSIS FILE CODE MANUAL FOR STUDY OF THE
NATIONAL INCIDENCE AND PREVALENCE OF CHILD ABUSE AND NEGLECT

Variable	Column
Name	Number(s)

ID	(001-007)	<u>UNIQUE IDENTIFICATION NUMBER</u>
----	-----------	-------------------------------------

PSU	001-002	<u>COUNTY PSU NUMBER</u>
-----	---------	--------------------------

SEE TECHNICAL REPORTS

01-28 - County number

FACTYPE	003	<u>FACILITY TYPE</u>
---------	-----	----------------------

- | | |
|---|----------------------------------|
| 1 | - Child Protective Service |
| 2 | - State/County Police or Sheriff |
| 3 | - Hospital |
| 4 | - School |
| 5 | - Day care center |
| 6 | - Social Services |
| 7 | - Municipal Police Dept |
| 8 | - Juvenile Probation Dept |
| 9 | - Public Health Dept |

SEQNO	004-007	<u>SEQUENTIAL NUMBER</u>
-------	---------	--------------------------

0001-9999 - Sequence within PSU and FACTYPE

CARDNO	008-009	<u>RECORD NUMBER</u>
--------	---------	----------------------

08 - Record 08

Variable Column
Name Number(s)

MSUBDERV 010

MSUB DERIVED FROM MSEXIST AND MREL

```

IF FORMTYPE - '0' THEN DO;
  IF MSEXIST - '1' THEN DO;
    IF MREL - '1' THEN MSUBDERV - '1';
    ELSE IF MREL - '2' THEN MSUBDERV - '2';
    ELSE MSUBDERV - '4';
  END;
  ELSE IF MSEXIST - '2' THEN MSUBDERV - '3';
  ELSE IF MSEXIST - '9' OR MSEXIST - ' '
    THEN MSUBDERV - '4';
END; /* TO FORMTYPE - 0 */
ELSE DO;
  IF MSEXIST - 'X' THEN MSUBDERV - 'X';
END; /* TO FORMTYPE 1 OR 2 */

```

1	- Natural mother present in home
2	- Step mother in home
3	- Mother/sub not living in home
4	- Other
X	- MSEXIST not on form

Variable Column
Name Number(s)

FSUBDERV 011

FSUB DERIVED FROM FSEXIST AND FREL

```

IF FORMTYPE - '0' THEN DO;
  IF FSEXIST - '1' THEN DO;
    IF FREL - '1' THEN FSUBDERV - '1';
    ELSE IF FREL - '2' THEN FSUBDERV - '2';
    ELSE FSUBDERV - '4';
  END;
  ELSE IF FSEXIST - '2' THEN FSUBDERV - '3';
  ELSE IF FSEXIST - '9' OR FSEXIST - ' '
    THEN FSUBDERV - '4';
END; /* TO FORMTYPE - 0 */
ELSE DO;
  IF FSEXIST - 'X' THEN FSUBDERV - 'X';
END; /* TO FORMTYPE 1 OR 2 */

```

- | | |
|---|----------------------------------|
| 1 | - Natural father present in home |
| 2 | - Step father in home |
| 3 | - Father/sub not living in home |
| 4 | - Other |
| X | - FSEXIST not on form |

Variable Column
Name Number(s)

AGEYCALC 012-013 CALCULATED AGE AT MALTREATMENT IN YEARS

Age at maltreatment in years calculated
 by the formula

Age = maltreatment date - birth date + 1 day

Where

Age =

Integer value of
 (number of days + 1)/365.25

Birth date =

Birth date with nonmissing
 month and year (BMON,BDAY,BYR from form).

Missing day set to 15.

Maltreatment date =

Maltreatment date with
 nonmissing month and year
 (INMON1F, INDAY1F, INYR1F or
 INMON2F, INDAY2F, INYR2F or
 INMON3F, INDAY3F, INYR3F).

Missing day set to 15.

Date selected according to the
 following priority:

1. Earliest date where NISID1F or NISID2F
 NIS1D3F or NIS2D1F or NIS2D2F or
 NIS2D3F - 1 or 2
 Else
2. Earliest date where TIMEV1F or TIMEV2F
 or TIMEV3F - 1 or 2
 Else
3. Latest date

00	- Less than 1 year
01-98	- Age in years
99	- Could not be calculated (no birth date or no maltreatment date)

Variable Column
Name
Number(s)

CALCULATED AGE AT MALTREATMENT IN MONTHS

AGECALC 014-015

Same calculation as AGEYCALC except
Age - Integer value of
(number of days + 1)/30.4
Where
(NUMBER OF DAYS + 1)/365.25
is less than 1 year

00 - Less than 1 month or AGEYCALC -> 1
01-11 - Age in months
99 - Could not be calculated (no birth date
or no maltreatment date)

AGE OF CHILD AT MALTREATMENT

AGEYRMO 016-019

Age of the child at maltreatment used in the
analysis:
AGEYCALC followed by AGEYCALC
if calculated age not - 9999 and calculated
age consistent with narrative on form
Else
AGE followed by AGEYCALC
reformatted for consistency with
AGEYCALC and AGEYCALC

0000 - Less than 1 month
0001-0011 - Age in months (under 1 year)
0100-9800 - Age in years (one year or more)
9999 - No age available
(last 2 digits always 00)

Variable Column
Name Number(s)

AGESRCE 020

SOURCE OF AGEYRMO

- 1 - Calculated
- 2 - Coded (from form)
- 3 - Missing age or no discrepancy between
 calculated and coded

DUPGRP 021-024

DUPLICATE GROUP IDENTIFIER

An identifying number was assigned to a group of children reported on 1 or more CPS or Non-CPS forms that were determined to be duplicates of the same child. Group assignments were made by inspection of the children's similarities on a number of variables, as described in detail in Chapter 5 of the Report on Data Processing and Analysis.

- Blank - No duplicate
- 0001-9999 - Duplicate group assignment

EVALCORR 025-031

EVALUATION CORRECTION

SEE REPORT ON DATA PROCESSING AND ANALYSIS, SECTION 6.3, PARAGRAPH "EXIT EVALUATION ADJUSTMENT."

0.00000 - 9.99999 - Actual evaluation
 correction

WKSCORR 032-038

WEEKS CORRECTION

SEE REPORT ON DATA PROCESSING AND ANALYSIS, SECTION 6.3, PARAGRAPH "CORRECTION FOR INCOMPLETE OR PARTIAL PARTICIPATION."

0.00000 - 9.99999 - Actual weeks correction

Variable Column
Name Number(s)

LOADSIZE 039

SIZE OF CPS AGENCIES

SEE REPORT ON DATA COLLECTION, TABLE 4-1

- 1 - Small CPS agencies
- 2 - Medium CPS agencies
- 3 - Large CPS agencies

TEENCNT 040

TEEN COUNTABILITY IN SEX ABUSE CASES

The data form narratives were screened for all teen perpetrated cases of sex abuse to determine whether the alleged perpetrator could or could not be regarded as a "caretaker." Screened cases were limited to sex abuse cases (Criterion 1) that were not already countable under interim NIS-2 countability rules used during evaluative coding (Criterion 2), that had not been countable under interim rules because of the perpetrator criterion (Criteria 3-5), and that had perpetrators who were known to the child (Criteria 6-7) and whose age had been unknown or who were clearly teenagers (Criterion 8). Screening involved all cases

Where

- 1. CKCDE1F -
011 OR 012 OR 021 OR 022 OR 031 OR 032
AND
- 2. NIS2D1F - 3 OR 8
AND
- 3. NIS2A1F NOT - 1 AND NIS2A1F NOT - 2
AND
- 4. NIS2B1F - 1
AND
- 5. NIS2C1F - 1 OR 2
AND
- 6. ADRSP1F5 OR ADRSP1F6 - 1
AND
- 7. OTHREL1 - 04 OR 05 OR 06 OR 13 OR 14
AND
- 8. AGEOTH1 - 99 OR BLANK OR > 12

Variable Column
Name Number(s)

OR

1. CKCDE2F -
011 OR 012 OR 021 OR 022 OR 031 OR 032
AND
2. NIS2D2F - 3 OR 8
AND
3. NIS2A2F NOT - 1 AND NIS2A2F NOT - 2
AND
4. NIS2B2F - 1
AND
5. NIS2C2F - 1 OR 2
AND
6. ADRSP2F5 OR ADRSP2F6 - 1
AND
7. OTHREL1 - 04 OR 05 OR 06 OR 13 OR 14
AND
8. AGEOTH1 - 99 OR BLANK OR > 12

OR

1. CKCDE3F -
011 OR 012 OR 021 OR 022 OR 031 OR 032
AND
2. NIS2D3F - 3 OR 8
AND
3. NIS2A3F NOT - 1 AND NIS2A3F NOT - 2
AND
4. NIS2B3F - 1
AND
5. NIS2C3F - 1 OR 2
AND
6. ADRSP3F5 OR ADRSP3F6 - 1
AND
7. OTHREL1 - 04 OR 05 OR 06 OR 13 OR 14
AND
8. AGEOTH1 - 99 OR BLANK OR > 12

Blank

- Case did not meet criteria for screening
- 1 - Clearly a caretaker
- 2 - Probably a caretaker
- 3 - Probably not a caretaker
- 4 - Definitely not a caretaker

Variable Column
Name Number(s)

SUMMARY CLASSIFICATIONS - TYPE OF MALTREATMENT
COUNTABLE BY NIS-1 CRITERIA

The following series of variables (PHYA1 to N1) represent summary classifications of different types of maltreatment. Their purpose is to summarize whether or not that general type of maltreatment was countable by NIS-1 criteria. The following is an example of the algorithm used to create these variables.

Computation of PHYA1:

IF (CKCDE1F - 041 AND ((NIS1D1F - 1 OR
 NIS1D1F - 2) OR (NIS1D1F - 7 AND
 FORMTYPE - 0)))

OR

(CKCDE2F - 041 AND ((NIS1D2F - 1 OR
 NIS1D2F - 2) OR (NIS1D2F - 7 AND
 FORMTYPE - 0)))

OR

(CKCDE3F - 041 AND ((NIS1D3F - 1 OR
 NIS1D3F - 2) OR (NIS1D3F - 7 AND
 FORMTYPE - 0)))

THEN PHYA1 - 1

For convenience this and the following
 statements will be abbreviated to:

IF CKCDE_F - 041 AND ((NIS1D_F - 1 OR 2) OR
 (NIS1D_F - 7 AND FORMTYPE - 0))
 THEN PHYA1 - 1

Variable Column
Name Number(s)

PHYA1 041

SUMMARY CLASSIFICATION: PHYSICAL ABUSE/
ORIGINAL DEFINITIONS

IF CKCDE_F - 041 AND ((NIS1D_F - 1 OR 2)
OR (NIS1D_F - 7 AND FORMTYPE - 0))
THEN PHYA1 - 1

- 1 - Physical abuse countable by NIS-1
criteria
- 0 - Physical abuse not countable by NIS-1
criteria or not alleged

SEXA1 042

SUMMARY CLASSIFICATION: SEXUAL ABUSE/
ORIGINAL DEFINITIONS

IF (CKCDE_F - 011 OR CKCDE_F - 021 OR
CKCDE_F - 031) AND ((NIS1D_F - 1 OR 2)
OR (NIS1D_F - 7 AND FORMTYPE - 0))
THEN SEXA1 - 1

- 1 - Sexual abuse countable by NIS-1
criteria
- 0 - Sexual abuse not countable by NIS-1
criteria or not alleged

Variable Column
Name Number(s)

EDN1 046 SUMMARY CLASSIFICATION: EDUCATIONAL NEGLECT/
ORIGINAL DEFINITIONS

IF (CKCDE_F - 130 OR CKCDE_F - 141 OR
CKCDE_F - 142) AND ((NIS1D_F - 1 OR 2
OR (NIS1D_F - 7 AND FORMTYPE - 0))
THEN EDN1 - 1

- 1 - Educational neglect countable by
NIS-1 criteria
0 - Educational neglect not countable by
NIS-1 criteria or not alleged

EMON1 047 SUMMARY CLASSIFICATION: EMOTIONAL NEGLECT/
ORIGINAL DEFINITIONS

IF (CKCDE_F - 151 OR CKCDE_F - 152 OR
CKCDE_F - 161 OR CKCDE_F - 162 OR
CKCDE_F - 171 OR CKCDE_F - 172 OR
CKCDE_F - 173) AND ((NIS1D_F - 1 OR 2)
OR (NIS1D_F - 7 AND FORMTYPE - 0))
THEN EMON1 - 1

- 1 - Emotional neglect countable by NIS-1
criteria
0 - Emotional neglect not countable by
NIS-1 criteria or not alleged

Variable Column
Name Number(s)

N1 048

SUMMARY CLASSIFICATION: NEGLECT/
ORIGINAL DEFINITIONS

IF PHYN1 - 1 OR EDN1 - 1 OR EMON1 - 1
THEN N1 - 1

1 - Neglect countable by NIS-1 criteria
0 - Neglect not countable by NIS-1
 criteria or not alleged

SUMMARY CLASSIFICATIONS - TYPE OF MALTREATMENT
COUNTABLE BY REVISED NIS-2 CRITERIA

The following series of variables (PHYA2 to N2) represent summary classifications of different types of maltreatment. Their purpose is to summarize whether or not that general type of maltreatment was countable by the revised NIS-2 criteria. The following is an example of the algorithm used to create these variables.

Computation of PHYA2:

IF (CKCDE1F - 041 AND ((NIS2D1F - 1 OR
NIS2D1F - 2) OR (NIS2D1F - 7 AND
FORMTYPE - 0)))
OR
(CKCDE2F - 041 AND ((NIS2D2F - 1 OR
NIS2D2F - 2) OR (NIS2D2F - 7 AND
FORMTYPE - 0)))
OR
(CKCDE3F - 041 AND ((NIS2D3F - 1 OR
NIS2D3F - 2) OR (NIS2D3F - 7 AND
FORMTYPE - 0)))
THEN PHYA2 - 1

For convenience this and the following statements will be abbreviated to:

IF CKCDE_F - 041 AND ((NIS2D_F - 1 OR 2) OR
(NIS2D_F - 7 AND FORMTYPE - 0))
THEN PHYA2 - 1

Variable Column
Name Number(s)

PHYA2 049

SUMMARY CLASSIFICATION: PHYSICAL ABUSE/
REVISED DEFINITIONS

IF CKCDE_F - 041 AND ((NIS2D_F - 1 OR 2)
OR (NIS2D_F - 7 AND FORMTYPE - 0))
THEN PHYA2 - 1

- 1 - Physical abuse countable by the revised NIS-2 criteria
- 0 - Physical abuse not countable by the revised NIS-2 criteria or not alleged

SEXA2 050

SUMMARY CLASSIFICATION: SEXUAL ABUSE/
REVISED DEFINITIONS

IF (CKCDE_F - 011 OR CKCDE_F - 012 OR
CKCDE_F - 021 OR CKCDE_F - 022 OR
CKCDE_F - 031 OR CKCDE_F - 032)
AND ((NIS2D_F - 1 OR 2) OR (TEENCNT - 1 OR 2)
OR (NIS2D_F - 7 AND FORMTYPE - 0))
THEN SEXA2 - 1

- 1 - Sexual abuse countable by the revised NIS-2 criteria
- 0 - Sexual abuse not countable by the revised NIS-2 criteria or not alleged

Variable Column
Name
Number(s)

SUMMARY CLASSIFICATION: EMOTIONAL ABUSE/
REVISED DEFINITIONS

EMOA2 051

IF (CKCDE_F - 051 OR CKCDE_F - 053 OR
CKCDE_F - 061 OR CKCDE_F - 071)
AND ((NIS2D_F - 1 OR 2)
OR (NIS2D_F - 7 AND FORMTYPE - 0))
THEN EMOA2 - 1

1 - Emotional abuse countable by the
revised NIS-2 criteria
0 - Emotional abuse not countable by the
revised NIS-2 criteria or not alleged

A2 052

SUMMARY CLASSIFICATION: ABUSE/
REVISED DEFINITIONS

IF PHVA2 - 1 OR SEXA2 - 1 OR EMOA2 - 1
THEN A2 - 1

1 - Abuse countable by the revised NIS-2
criteria
0 - Abuse not countable by the revised
NIS-2 criteria or not alleged

PHYN2 053

SUMMARY CLASSIFICATION: PHYSICAL NEGLECT/
REVISED DEFINITIONS

IF (CKCDE_F - 080 OR CKCDE_F - 090 OR
CKCDE_F - 101 OR CKCDE_F - 102 OR
CKCDE_F - 103 OR CKCDE_F - 111 OR
CKCDE_F - 112 OR CKCDE_F - 121 OR
CKCDE_F - 122) AND ((NIS2D_F - 1 OR 2)
OR (NIS2D_F - 7 AND FORMTYPE - 0))
THEN PHYN2 - 1

1 - Physical neglect countable by the
revised NIS-2 criteria
0 - Physical neglect not countable by the
revised NIS-2 criteria or not alleged

Variable Column
Name Number(s)

EDN2 054 SUMMARY CLASSIFICATION: EDUCATIONAL NEGLECT/
REVISED DEFINITIONS

IF (CKCDE_F - 130 OR CKCDE_F - 141 OR
CKCDE_F - 142) AND ((NIS2D_F - 1 OR 2)
OR (NIS2D_F - 7 AND FORMTYPE - 0))
THEN EDN2 - 1

- 1 - Educational neglect countable by the
revised NIS-2 criteria .
0 - Educational neglect not countable by
the revised NIS-2 criteria or not
alleged

EMON2 055 SUMMARY CLASSIFICATION: EMOTIONAL NEGLECT/
REVISED DEFINITIONS

IF (CKCDE_F - 151 OR CKCDE_F - 152 OR
CKCDE_F - 161 OR CKCDE_F - 162 OR
CKCDE_F - 171 OR CKCDE_F - 172 OR
CKCDE_F - 173) AND ((NIS2D_F - 1 OR 2)
OR (NIS2D_F - 7 AND FORMTYPE - 0))
THEN EMON2 - 1

- 1 - Emotional neglect countable by the
revised NIS-2 criteria
0 - Emotional neglect not countable by
the revised NIS-2 criteria or not
alleged

Variable Column
Name Number(s)

N2 056

SUMMARY CLASSIFICATION: NEGLECT/
REVISED DEFINITIONS

IF (CKCDE_F - 190 AND ((NIS2D_F - 1 OR 2)
OR (NIS2D_F - 7 AND FORMTYPE - 0))
OR PHYN2 - 1 OR EDN2 - 1 OR EMON2 - 1
THEN N2 - 1

- 1 - Neglect countable by the revised
NIS-2 criteria
0 - Neglect not countable by the revised
NIS-2 criteria or not alleged

SEVER1 057

HIGHEST DEGREE OF SEVERITY FOR ALL TREATMENT
COUNTABLE BY NIS-1 CRITERIA

SEVER1 represents summary classifications
for the most severe injury/impairment
resulting from maltreatment countable under
NIS-1 criteria.

Each form of maltreatment which was countable
under NIS-1 standards was identified, and the
severity codes were compared. The most severe
level of injury/impairment was used to
represent the SEVER1 value for the child.
That is, NIS1D1F, NIS1D2F, AND NIS1D3F were
examined, and for those with values of 1 or 2
(or 7 if FORMTYPE - 0), the
corresponding severity evaluations
(i.e., SEVEV1F, SEVEV2F, and/or SEVEV3F) were
compared. The SEVEV_F value with the lowest
number (i.e., most severe injury/impairment)
was selected to represent the case.

- Blank - Not countable
1 - Fatal
2 - Serious
3 - Moderate
4 - Probable

Variable Column
Name Number(s)

SEVER2 058

HIGHEST DEGREE OF SEVERITY FOR ALL TREATMENT
COUNTABLE BY REVISED NIS-2 CRITERIA

SEVER2 represents summary classifications for the most severe injury/impairment resulting from maltreatment countable under revised NIS-2 criteria.

An algorithm corresponding to SEVER1 was created based on NIS2D1F, NIS2D2F, and NIS2D3F. Only those NIS2D_F's which were equal to 1 or 2 (or 7 if FORMTYPE = 0) were considered if their corresponding CKCDE_F values were included in the revised NIS-2 summary classification values. That is, only CKCDE_F's specified in the definitions of PHYA2, SEXA2, EMOA2, PHYN2, EDN2, and EMON2 were eligible. For all eligible CKCDE_F's with the required NIS2D_F values, the corresponding SEVEV_F values were compared, and the lowest numerical value was used to represent the case. The representative SEVEV_F value was translated into the following SEVER2 codes.

Blank	- Not countable
1	- Fatal
2	- Serious
3	- Moderate
4	- Probable
5	- Endangered

Variable Column
Name Number(s)

C_TOTAL 059

REVISED NIS -2 COUNTABILITY

```
IF A2 - 1 OR N2 - 1 OR ((CKCDE_F - 201 AND
(NIS2D_F - 1 OR 2) OR (NIS2D_F - 7 AND
FORMTYPE - 0)))
THEN C_TOTAL - 1
```

- 1 - Countable according to the revised
 NIS-2 criteria
- 0 - Not countable according to the
 revised NIS-2 criteria

C_NIS1E 060

NIS1E ASSIGNED FROM CPS FORM FOLLOWING UNDUPLICATION

```
If a Non-CPS record is selected as a
representative of a duplicate grouping and if
CPSROL for this grouping is generated by a
CPS record, then C_NIS1E on the selected
record is equal to NIS1E on the CPS record.
Otherwise, C_NIS1E is blank.
```

- Blank - Non-CPS record selected and CPSROL
 from CPS record
- 1 - Very probable
- 2 - Probable
- 3 - Insufficient information
- 4 - Doubtful/unlikely
- 7 - Probable except for time
- 8 - Situation out of scope
- 9 - Child out of scope

Variable Column
Name
Number(s)

NISZE ASSIGNED FROM CPS FORM FOLLOWING UNDUPPLICATION

C NISZE 061

If a Non-CPS record is selected as a representative of a duplicate grouping and if CPSROL for this grouping is generated by a CPS record, then C_NISZE on the selected record is equal to NISZE on the CPS record. Otherwise, C_NISZE is blank.

- Blank
- Non-CPS record selected and CPSROL from CPS record
 - 1 - Very probable
 - 2 - Probable
 - 3 - Insufficient information
 - 4 - Doubtful/unlikely
 - 7 - Probable except for time
 - 8 - Situation out of scope
 - 9 - Child out of scope

CHILD'S ETHNICITY

ETHNIC 062

IF FORMTYPE = '0' THEN DO;
IF MREL = '1' AND NOT(MSETHTNIC - ' ' OR
MSETHTNIC = '9') THEN
ETHNIC = MSETHTNIC;
ELSE IF FREL = '1' AND NOT(FSETHTNIC - ' ' OR
FSETHTNIC = '9') THEN
ETHNIC = FSETHTNIC;
END;

IF ETHNIC = '4' OR ETHNIC = '5' THEN
ETHNIC = '1';
ELSE IF ETHNIC = '3' THEN ETHNIC = '2';
ELSE IF ETHNIC = '1' OR ETHNIC = '2' OR
ETHNIC = '6' THEN ETHNIC = '3';
ELSE ETHNIC = '9';

- 1 - White
- 2 - Black
- 3 - Other
- 9 - Unknown

Variable Column
Name Number(s)

SOURCE 063-064 PRIORITY CODE FOR CREDITING DUPLICATE RECORDS TO A STUDY SOURCE

The FACTYPEs of records in a duplicate grouping were examined. Each duplicate grouping was credited to the highest priority agency category (i.e., lowest SOURCE code) represented within the grouping, using the following priority system:

FACTYPE		SOURCE
1	CPS agency record, and CPSROL - 1 for the grouping	1
8	Probation	2
2	Sheriff	2
2	State Police	3
7	Municipal Police	4
9	Public Health Department	5
3	Hospital	6
4	Elementary school	7
4	Secondary school	8
5	Day care/preschool	9
6	Mental Health Agency	10
6	Other social services agency	11

01	- CPS agency record, and CPSROL - 1 for the grouping
02	- Probation or Sheriff
03	- State Police
04	- Municipal Police
05	- Public Health Department
06	- Hospital
07	- Elementary school
08	- Secondary school
09	- Day care/preschool
10	- Mental Health Agency
11	- Other social services agency

Variable Column
Name Number(s)

CPSROL 065

CPS AWARENESS OF CASE

The following coding for CPS awareness of case applied to all forms in a duplicate grouping prior to unduplication.

```
IF FORMTYPE - 0 THEN DO;
  IF ROLA - 1 OR ROLI - 1 OR NIS1E - 1 OR
    NIS1E - 2 OR NIS2E - 1 OR NIS2E - 2 OR
    NIS1E - 7 OR NIS2E - 7 THEN CPSROL - 1;
  ELSE IF ROLA - 2 OR ROLI - 2 THEN CPSROL - 2;
  ELSE IF ROLA - 9 OR ROLI - 9 THEN CPSROL - 9;
  ELSE IF ROLA - ' ' OR ROLI - ' ' THEN
    CPSROL - 8;
END;

ELSE IF FORMTYPE - 1 THEN DO;
  IF ROLSA - 1 THEN CPSROL - 1;
  ELSE IF ROLSA - 9 THEN CPSROL - 9;
  ELSE IF ROLSA - ' ' THEN CPSROL - 8;
END;
ELSE CPSROL - ' ';
```

Blank	- No CPS form for the child
1	- CPS aware of child's victimization
2	- CPS believed child was not a victim
8	- CPS did not indicate child's role as victim
9	- Child's role as victim unknown to CPS

Variable Column
Name
Number(s)

REPORTING SOURCE
REPSOURC 066-067

When CPSROL - 1 REPSOURC is derived from	
PSSOURCE:	
REPSOURCE	01
	02
	03
	04
	05
	06
	07
	08
	09 &
	(TYP SRC - 1)
	09 &
	(other TYP SRC)
	10
	11
	12
	13
	14
	14
	14
	14
	Blank
	(and DUPGRP
	missing)
	Blank
	(and nonmissing
	DUPGRP)
	15 and higher
REPSOURC is derived from SOURCE for CPSROL not equal to 1:	
REPSOURCE	02 (and
	(FACTYPE - 8)
	02 (and
	(FACTYPE - 2)
	02 (other
	FACTYPE)
Cases were listed and were	
assigned to REPSOURC as 02	
or 03 according to the	

Variable Column
Name Number(s)

	appropriate SOURCE code for the agency in question.
04	03
08	07
03, 05, 06, 07, 09, 10, 11	REPSOURCE - SOURCE

02	- Courts and Juvenile Probation
03	- Law enforcement
05	- Public health
06	- Hospital
07	- School
09	- Day care
10	- Mental health
11	- Social services
12	- DSS/Welfare Dept.
13	- Other professional agency
14	- All other sources

PSU_WGT 068-075 PSU WEIGHT

SEE REPORT ON DATA PROCESSING AND ANALYSIS, CHAPTER VI.

000.0000 - 999.9999 - Actual value

ANN_WGT 076-079 ANNUALIZATION WEIGHT

SEE REPORT ON DATA PROCESSING AND ANALYSIS, CHAPTER VI.

0.00-9.99 - Actual value

A_WGT 080-088 WITHIN PSU WEIGHT TO ESTIMATE CASES REPORTED BY CPS

SEE REPORT ON DATA PROCESSING AND ANALYSIS, CHAPTER VI.

0000.0000 - 9999.9999 - Actual value

Variable	Column
Name	Number(s)

B_WGT	089-097	<u>WITHIN PSU WEIGHT TO ESTIMATE OVERALL CASES</u> SEE REPORT ON DATA PROCESSING AND ANALYSIS, CHAPTER VI. 0000.0000 - 9999.9999 - Actual value
TA_WGT	098-106	<u>TOTAL ANNUALIZED WEIGHT TO ESTIMATE CASES REPORTED BY CPS</u> SEE REPORT ON DATA PROCESSING AND ANALYSIS, CHAPTER VI. 0000.0000 - 9999.9999 - Actual value
TB_WGT	107-115	<u>TOTAL ANNUALIZED WEIGHT TO ESTIMATE OVERALL CASES</u> SEE REPORT ON DATA PROCESSING AND ANALYSIS, CHAPTER VI. 0000.0000 - 9999.9999 - Actual value

APPENDIX F

NIS-2 CODE MANUAL SUPPLEMENT: ADDITIONAL DERIVED VARIABLES

AGEGROUP Age of Child: Categorical with six levels

- 1 0-2 years
- 2 3-5 years
- 3 6-8 years
- 4 9-11 years
- 5 12-14 years
- 6 15-17 years
- 9 Unknown

```
* DEFINE AN AGE VARIABLE WITH 6 LEVELS;
IF AGE LE 2 THEN AGEGROUP=1;
ELSE IF AGE GE 3 AND AGE LE 5 THEN AGEGROUP=2;
ELSE IF AGE GE 6 AND AGE LE 8 THEN AGEGROUP=3;
ELSE IF AGE GE 9 AND AGE LE 11 THEN AGEGROUP=4;
ELSE IF AGE GE 12 AND AGE LE 14 THEN AGEGROUP=5;
ELSE IF AGE GE 15 AND AGE LE 17 THEN AGEGROUP=6;
ELSE IF AGE=99 THEN AGEGROUP=9;
ELSE AGEGROUP=.;
```

ETHNICIT Race/Ethnicity with Blacks, Whites and Hispanics

- 1 White, not of Hispanic origin
- 2 Black, not of Hispanic origin
- 3 Hispanic
- 4 Other
- 5 Unknown

```
* DEFINE ETHNICIT;
CETHNIC=ETHNIC;
IF FORMTYPE=0 THEN DO;
  IF MREL=1 AND NOT(MSETHNIC=. OR MSETHNIC=9) THEN
    CETHNIC=MSETHNIC;
  ELSE IF FREL=1 AND NOT(FSETHNIC=. OR FSETHNIC=9) THEN
    CETHNIC=FSETHNIC;
END;
IF CETHNIC=5 THEN ETHNICIT=1;
ELSE IF CETHNIC=3 THEN ETHNICIT=2;
ELSE IF CETHNIC=4 THEN ETHNICIT=3;
ELSE IF CETHNIC=1 OR CETHNIC=2 OR CETHNIC=6 THEN ETHNICIT=4;
ELSE IF CETHNIC=9 THEN ETHNICIT=5;
```

FM_STRUC Family Structure/Presence of Parents

- 1 Both parents present
- 2 Mother only
- 3 Father
- 4 Both Absent
- 5 Other

```
* DEFINE FM_STRUC;
IF FORMTYPE=0 OR FORMTYPE=1 THEN DO;
  MEXIST=MSEXIST;
  FEXIST=FSEXIST;
END;
ELSE DO;
  IF MSUB=1 OR MSUB=2 OR MSUB=4 THEN MEXIST=1;
  ELSE IF MSUB=3 THEN MEXIST=2;
  ELSE MEXIST=9;
  IF FSUB=1 OR FSUB=2 OR FSUB=4 THEN FEXIST=1;
  ELSE IF FSUB=3 THEN FEXIST=2;
  ELSE FEXIST=9;
END;
IF    MEXIST=1 AND FEXIST=1 THEN FM_STRUC=1;
ELSE IF MEXIST=1 AND FEXIST=2 THEN FM_STRUC=2;
ELSE IF MEXIST=2 AND FEXIST=1 THEN FM_STRUC=3;
ELSE IF MEXIST=2 AND FEXIST=2 THEN FM_STRUC=4;
ELSE FM_STRUC=5;
```

METRO County Metropolitan Status

- 1 Metropolitan Statistical Area (MSA) of
 1,000,000 or more in population
- 2 Other MSA
- 3 Non-MSA

```
* Define a County metroplitan status variable;
IF PSU=1 OR PSU=3 OR PSU=7 OR PSU=12 OR PSU=13 OR PSU=17
OR PSU=22 OR PSU=24 OR PSU=25 THEN METRO=1;
ELSE IF PSU=2 OR PSU=4 OR PSU=5 OR PSU=6 OR PSU=8 OR PSU=11
OR PSU=15 OR PSU=16 OR PSU=19 OR PSU=20 OR PSU=27
OR PSU=28 THEN METRO=2;
ELSE IF PSU=9 OR PSU=10 OR PSU=14 OR PSU=18 OR PSU=21
OR PSU=23 OR PSU=26 THEN METRO=3;
```


MTYPE**Five Mutually-Exclusive Categories of Maltreatment**

- 1 Physical abuse, with or without educational neglect
- 2 Sexual abuse, with or without educational neglect
- 3 Physical neglect or emotional maltreatment, with or without educational neglect
- 4 Educational neglect only
- 5 Multiple maltreatment (combinations of 1, 2, or 3)

* DEFINE MTYPE;

MTFLAG=PUT(PHYA1,1.) || PUT(SEXA1,1.)

|| PUT(EMOA1,1.) || PUT(PHYN1,1.)

|| PUT(EDN1,1.) || PUT(EMON1,1.);

IF MTFLAG='100000' OR MTFLAG='100010' THEN MTYPE=1;

ELSE IF MTFLAG='010000' OR MTFLAG='010010' THEN MTYPE=2;

ELSE IF MTFLAG='001000' OR MTFLAG='000100' OR MTFLAG='000001' OR

MTFLAG='001100' OR MTFLAG='001001' OR MTFLAG='000101' OR

MTFLAG='001101' OR

MTFLAG='001010' OR MTFLAG='000110' OR MTFLAG='000011' OR

MTFLAG='001110' OR MTFLAG='001011' OR MTFLAG='000111' OR

MTFLAG='001111' THEN MTYPE=3;

ELSE IF MTFLAG='000010' THEN MTYPE=4;

ELSE MTYPE=5;

NUMCHILD**Number of Children: Categorical with three levels**

- 1 One child
- 2 Two or three children
- 3 Four or more children\
- 8 Out of range
- 9 Unknown

* Define a number of children variable with 3 levels;

IF NCHILD=1 THEN NUMCHILD=1;

ELSE IF NCHILD=2 OR NCHILD=3 THEN NUMCHILD=2;

ELSE IF NCHILD GE 4 AND NCHILD LE 50 THEN NUMCHILD=3;

ELSE IF NCHILD=97 THEN NUMCHILD=8;

ELSE IF NCHILD=99 THEN NUMCHILD=9;

ELSE NUMCHILD=.;